

# 1ST FIFTEEN



COMMANDER, SUBMARINE SQUADRON 15 ARRIVAL CHECKLIST



# Pre-Arrival Checklist

Here are some items to keep in mind as you prepare to PCS to Guam:

## No-Fee Passport

- U.S. Active Duty do not require no-fee passports but do require military ID cards and travel orders. U.S. government civilians and eligible family members should have a valid no-fee passport prior to arrival on Guam. Although PCS to most U.S. possessions does not normally require a passport, PCS to Guam requires one in case of medical or other emergency evacuation (typhoon, etc.) to a country that requires it. PCS travelers who have submitted an application for a no-fee passport may proceed to Guam on a regular tourist passport obtained at personal expense (not reimbursable) or may proceed on ID card and orders provided they do not transit Japan en route to Guam.

## Overseas Screening

- Due to Guam's location, some medical specialties are not available. Overseas Screening (OSS) ensures the medical needs of service members and families can be appropriately met while in Guam. Please note, per BUMEDINST 1300.2A, OSS when transitioning to Guam is mandatory and must be completed within 30 days of receipt of PCS orders. It is important that an OSS be completed on each service and family member. This is a requirement for anyone PCSing to an OCONUS location (includes Guam to Guam duty stations).

To expedite the screening process:

- Start the OSS process immediately upon receipt of verbal orders.
- Only appointed screeners are able to request OSS for service and family members.
- Provide the DD2807-1 and the 1300-1 and any additional information along with the request for OSS.
- Ensure eligible family members with special needs, whether they be medical, educational, or both, are enrolled in the Exceptional Family Member Program (EFMP).
- To check-in with Tricare, please have a copy of your endorsed NAVPERS 1300/16, NAVMED 1300/1 and DD Form 2807-1 for each dependent. Failure to provide these documents will result in the service member and family to be re-screened at USNH Guam. **Keep ALL original copies with you and make copies.**

**For more information, required documentation and OSS guidance in Guam, please refer to <http://www.med.navy.mil/sites/usnhguam/incomingpersonnel/Pages/OverseasScreening.aspx>, or contact them at (671) 344-9564/7228, e-mail [usn.guam.navhospgu.list.overseas-screening@mail.mil](mailto:usn.guam.navhospgu.list.overseas-screening@mail.mil).**

## Shipping your car

- As part of your PCS to Guam, the government will only cover expenses to ship one vehicle per household. If you would like to ship an additional vehicle, you will have to pay out of pocket. Keep in mind it takes approximately two months for your vehicle to ship to Guam, depending on your place of origin. Another option is to look into purchasing a vehicle upon arrival to Guam. Keep in mind that Guam being your final destination means there will be no rental car included in your orders. Any rental car you procure upon arrival will be at your own expense. Additionally, there is no base transit system in place on Guam at this time. For more information, visit the Vehicle Processing Center (VPC) website at [www.pcsmypov.com](http://www.pcsmypov.com) or reach out to your sponsor. See p.8 for additional information.

# Pre-Arrival Checklist

## Bringing Your Pets

- Guam is a rabies-free island. If you are planning on bringing your dog(s) or cat(s) with you to Guam, there is a requirement to complete a 120-day, 30-day, or 5-day quarantine depending on your previous duty station (e.g., Hawaii is also rabies-free). Check with your veterinarian for your specific requirements.

You must complete an entry permit application and provide payment (\$60 per pet, non-refundable). Payment for the entry permit from the Guam Department of Agriculture can be made via money order, certified/cashier's check (any bank) or personal check (bank MUST have a Guam location). Make checks payable to "Treasurer of Guam". Licensing on Guam is \$5 per pet per year and should be included with the entry permit payment or upon arrival.

Fax all required paperwork (next two pages) to Guam's Department of Agriculture at (671) 734-6569 or [gu.agri@yahoo.com](mailto:gu.agri@yahoo.com) no later than four weeks prior to pet entry. At the 10 day prior to arrival mark, submit a health certificate, flight itinerary\* and quarantine facility confirmation\*\* for each pet to the same fax number or e-mail.

\*You will be required to purchase flights (United or Delta) for your pet(s) (not reimbursable).

\*\*There are three boarding/quarantine facilities on Guam for inbound dogs/cats (p.18). Boarding cost will vary but may be partially reimbursable, so keep your receipt.

For additional information on pets, see p.18 of this booklet. Contact the Guam Department of Agriculture for specific requirements for pets other than dogs/cats.

**If you have any questions as you work through the process or would like a copy of the Guam Department of Agriculture informational brochure, please contact them at (671) 300-7965/66 or e-mail [gu.agri@yahoo.com](mailto:gu.agri@yahoo.com).**





## Bringing Your Pets (cont.)

Required paperwork for quarantine:

***120-day. The following must be submitted prior to approval of entry permit:***

- A copy of a valid rabies vaccination certificate administered no less than 30 days and no more than one year prior to approval of entry permit.
- A copy of the record of required annual immunizations administered no less than 10 days and no more than 6 months prior to approval of entry permit.
- Confirmation of kennel reservation made with quarantine facility.
- A copy of a valid health certificate issued no more than 10 days prior to flight.
- Copy of completed permit application.
- \$60 (non-refundable) entry fee. Make checks payable to “Treasurer of Guam” and mail to: Department of Agriculture/Animal Quarantine, 163 Dairy Road, Mangilao, Guam 96913.

***30-day. The following must be submitted prior to approval of entry permit:***

- Copy of the results of a Rabies antibody test (OIE-FAVN) processed 90 days before entry to Guam. Microchip number is required for this test.
- Copy of 2 valid rabies vaccination certificates administered no less than 3 months apart prior to approval of entry permit.
- Copy of the record of required annual immunizations administered no less than 10 days and no more than 6 months prior to approval of entry permit.
- Confirmation of kennel reservation made with quarantine facility (provide kennel name and staff will contact kennel to confirm reservation).
- A copy of a valid health certificate issued no more than 10 days prior to flight.
- Copy of completed permit application.
- \$60 (non-refundable) entry fee. Make checks payable to “Treasurer of Guam” and mail to: Department of Agriculture/Animal Quarantine, 163 Dairy Road, Mangilao, Guam 96913.



# BUEN BINDU PARA GUAHAN WELCOME TO GUAM



Håfa ådai, buen binidu para Guåhan! (Hello, welcome to Guam!) Moving to Guam can be a challenging process. You may be asking yourself, "What do I do next?". The purpose of this checklist is to provide you with helpful tips and information to ensure a smooth transition to life on Guam for you and your family. If you have any questions, please don't hesitate to contact your Command Ombudsman. You can visit [www.ombudsmanregistry.org](http://www.ombudsmanregistry.org) and use the "Contact Your Ombudsman" feature OR contact the Fleet and Family Support Center for assistance at 671-333-2056. On behalf of Commander, Submarine Squadron 15 and Joint Region Marianas, we wish you a successful tour on this beautiful island. Welcome aboard!

# Arrival Checklist

## ARRIVAL

- WHAT'S YOUR NEXT STEP?..... 1
- COMMAND INFORMATION..... 2

## HOME/AUTO

- HOUSING / TEMPORARY LODGING.....4
  - Building 3191 - Support Services (PSD, Personal Property Office, ID Cards)..... 5
  - Utilities, Cable, Internet, Phone, & Mail Services..... 6
  - Common Pay & Allowances..... 7
- VEHICLE REGISTRATION..... 8
  - Driving Directions to the Department of Tax & Revenue (DMV).....9
  - Obtaining a Driver's License on Guam.....10

## FAMILY

- TRICARE ENROLLMENT..... 11
- EDUCATION/SCHOOLS.....12
  - School Registration / Base Schools.....12
  - DoDEA Guam District Uniform Guidelines.....13
  - Support Programs.....14
  - Continuing / Higher Education..... 15
- CHILD & YOUTH PROGRAMS.....16
  - Child Development Centers.....16
  - School Age Care / Youth & Teen Centers.....17
- PETS.....18
  - Post-Arrival Information.....18
  - Veterinary Services & Clinics.....19

## SUPPORT

- EMERGENCY PREPAREDNESS.....20
  - Typhoons..... 20
  - Water Safety..... 22
- LEGAL ASSISTANCE.....23
- FIREARMS REGISTRATION.....24

## EXPLORE

- ACTIVITIES & EVENTS..... 26
- MAPS..... 28
  - Navy Exchange & Commissary Locations..... 28
  - Naval Base Guam..... 30
  - Naval Hospital Guam / Polaris Point.....32
  - Andersen Air Force Base.....33
  - Guam..... 34

IMPORTANT CONTACTS

Your Command's Contact Info: \_\_\_\_\_

Sponsor's Contact Info: \_\_\_\_\_

Ombudsman Contact Info: \_\_\_\_\_

	Base Operator	Emergency Info
Base Info Line: _____	671-355-1110	671-339-4636

Other: \_\_\_\_\_

[www.csp.navy.mil/go-guam](http://www.csp.navy.mil/go-guam)

EMERGENCY NUMBERS

911 Watch Center	333-2092/333-2097
Ambulance	911/118
Fire	911/117
Police	911/116
Emergency	911 or 333-4357
USNH Emergency Room	344-9232
Region Operations Center	339-7760/339-7338
Security Watch Commander	339-3414
Security	339-4357(HELP)
Command Duty Officer	777-1809

GET

CONNECTED FOR  
FREE



Look for the "go wifi" logo at a base location near you!

Molly McGee's Irish Pub • C-Street Cafe • Bama's BBQ & Grille  
 Charles King Fitness Center • Orote Point Lanes • Liberty Center  
 Outdoor Recreation • Sumay Cove Marina • Clipper Landing

PROUDLY PROVIDED TO YOU BY YOUR LOCAL





Congratulations! You have arrived on Guam! This checklist will help you navigate the transition process. There are many resources available that are intended to ease your transition to life on Guam. If you have any questions, please don't hesitate to reach out and ask for help!

**Obtain endorsed orders - Upon arrival on Guam, the service member must check in with their command to have their orders endorsed. Without stamped orders, you cannot begin any other process.**

Gather your important documents (You will want to have these with you throughout the entire check-in process):

- 10 copies of your stamped orders
- 10 copies of your Page 2
- 5 copies of your Overseas Screening (OSS) Do not give the original copy to ANYONE!**
- Powers of Attorney (if you don't already have them, now would be a good time to obtain them (see p.23))

Join Facebook Groups – Many support services on Guam use Facebook as a primary means of communication. Below are a few suggestions of pages you can follow:

- Joint Region Marianas – Government Organization
- Commander, Submarine Squadron 15
- US Naval Base Guam – Government Organization
- Fleet & Family Support Center-Naval Base Guam – Government Organization
- Naval Base Guam Chapel – Religious Organization
- MWR Guam – Government Organization
- Navy-Marine Corps Relief Society Guam – Non-Profit Organization
- U.S. Naval Hospital Guam – Government Organization
- Guam USO – Non-Profit Organization
- US National Weather Service Guam – Government Organizations
- Guam Homeland Security/Office of Civil Defense – Government Organization
- Command/Ombudsman/Family Readiness Groups or Pages

# CSS-15



## Commander, Submarine Squadron 15

Located on Polaris Point, Bldg. 4470 (map on p. 32)

### Ombudsman

Cell Phone: 671-777-9300/671-687-8307

Email: [css15ombudsman@gmail.com](mailto:css15ombudsman@gmail.com)

### Contact Information

Admin Office: 671-343-6154/2406

Command Duty Officer (24/7): 671-777-9061

Command Duty Chief (24/7): 671-777-9336

Command Duty Driver (24/7): 671-777-9088

### Official Facebook

<https://www.facebook.com/SubmarineSquadron15/>

Hafa Adai and congratulations on your orders to Guam! We are excited to have you join our team. Our submarine force in Guam is the tip of the spear, and we lead the charge as the only forward-deployed submarine base in the U.S. Navy. Our mission can be challenging but incredibly rewarding, and we have some of the best and most capable Sailors stationed here.

The "1st Fifteen" booklet was designed BY Navy families FOR Navy families. Our Sailors, their families, and especially our Ombudsmen have worked to make this product a reality. We took knowledge and advice from those who live here to make your transition and time here as enjoyable as possible.

Guam is an incredible island, rich in culture and history. While stationed here, take the opportunity to explore the island and learn about the history and culture of Guam. Don't hesitate to reach out to your sponsor and your command as you prepare to move, and please use this step-by-step brochure as you are checking in and exploring during your "1st Fifteen" days on island!

# Submarine Tenders



## USS Emory S. Land AS-39

### Ombudsman

Cell Phone: 671-489-5714

Email: [eslombudsman@gmail.com](mailto:eslombudsman@gmail.com)

Quarter Deck: 671-343-0922

### Official Facebook

<https://www.facebook.com/EmorySLand/>

USS Emory S. Land (AS 39)

Unit 1000104 Box 36

FPO AP 96667-2610



## USS Frank Cable AS-40

### Ombudsman

Cell Phone: 671-988-9015/1261

Email: [ussfrankcableomb@gmail.com](mailto:ussfrankcableomb@gmail.com)

Quarter Deck: 671-343-2545

### Official Facebook

<https://www.facebook.com/FrankCableAS40/>

USS Frank Cable (AS 40)

Unit 100105 Box 1

FPO AP 96657-2615

# Submarines



## USS Chicago SSN 721

### Ombudsman

Cell Phone: 671-777-6821  
Email: [721ombudsman@gmail.com](mailto:721ombudsman@gmail.com)

### Sierra Pier

Ship's Office: 671-333-4851  
Ship's Control: 671-333-4852  
CPO Quarters: 671-333-4853

### Polaris Point

Ship's Office: 671-343-4851  
Ship's Control: 671-343-4852  
CPO Quarters: 671-343-4853

USS Chicago (SSN 721)  
Unit 100126 Box ###  
FPO AP 96662



## USS Key West SSN 722

### Ombudsman

Cell Phone: 671-777-9350  
Email: [ombudsmanusskeywest@gmail.com](mailto:ombudsmanusskeywest@gmail.com)

### Sierra Pier

Ship's Office: 671-333-5521  
Ship's Control: 671-333-5522  
CPO Quarters: 671-333-5580

### Polaris Point

Ship's Office: 671-343-5521  
Ship's Control: 671-343-5522  
CPO Quarters: 671-343-5580

USS Key West (SSN 722)  
Unit 100132 Box ###  
FPO AP 96683



## USS Oklahoma City SSN 723

### Ombudsman

Cell Phone: 671-777-6815  
Email: [oklahomacityombudsman@gmail.com](mailto:oklahomacityombudsman@gmail.com)

### Sierra Pier

Ship's Office: 671-333-4821  
Ship's Control: 671-333-4822  
CPO Quarters: 671-333-4824

### Polaris Point

Ship's Office: 671-343-4821  
Ship's Control: 671-343-4822  
CPO Quarters: 671-343-4824

USS Oklahoma City (SSN 723)  
Unit 100134 Box ###  
FPO AP 96674



## USS Topeka SSN 754

### Ombudsman

Cell Phone: 671-777-9092  
Email: [topekaombudsman@gmail.com](mailto:topekaombudsman@gmail.com)

### Sierra Pier

Ship's Office: 671-333-4811  
Ship's Control: 671-333-4812  
CPO Quarters: 671-333-4813

### Polaris Point

Ship's Office: 671-343-4811  
Ship's Control: 671-343-4812  
CPO Quarters: 671-343-4813

USS Topeka (SSN 754)  
Unit 100262 Box ###  
FPO AP 96679

# HOUSING

## HOUSING/TEMPORARY LODGING

### Contact Information:

NBG Housing Office (BLDG 3191) • 671-333-2081/2082

Unaccompanied Personnel Housing • 671-333-2284/2285

Monday - Friday 0700-1700

Check in with the Housing Office - Regardless of whether you are going to live on-base or off-base, you must check in with the Housing Office within 48 hours of arrival. This will ensure eligibility for Temporary Lodging Assistance (TLA). Please take the following items with you:

- 1 copy of your stamped orders.
- 1 copy of your Page 2.
- 1 copy of your Overseas Screening (OSS).
- Get started with TLA:
  - Navy Gateway Inns and Suites is the primary temporary housing (see contact on next page). If NGIS doesn't have availability, you MUST obtain a Certificate of Non-Availability (CNA) before making reservations with a TLA-approved hotel.
  - Attend TLA brief/complete worksheet at PSD (Service Member only).
  - Paperwork (hotel receipts) must be submitted to Service Member's command Administration department every 10 days.



For more detailed Housing information:

please visit the housing website at: [http://cnic.navy.mil/regions/jrm/installations/navbase\\_guam/ffr/housing\\_and\\_lodging/housing\\_and\\_lodging\\_at\\_hbg.html](http://cnic.navy.mil/regions/jrm/installations/navbase_guam/ffr/housing_and_lodging/housing_and_lodging_at_hbg.html)

### On-Base

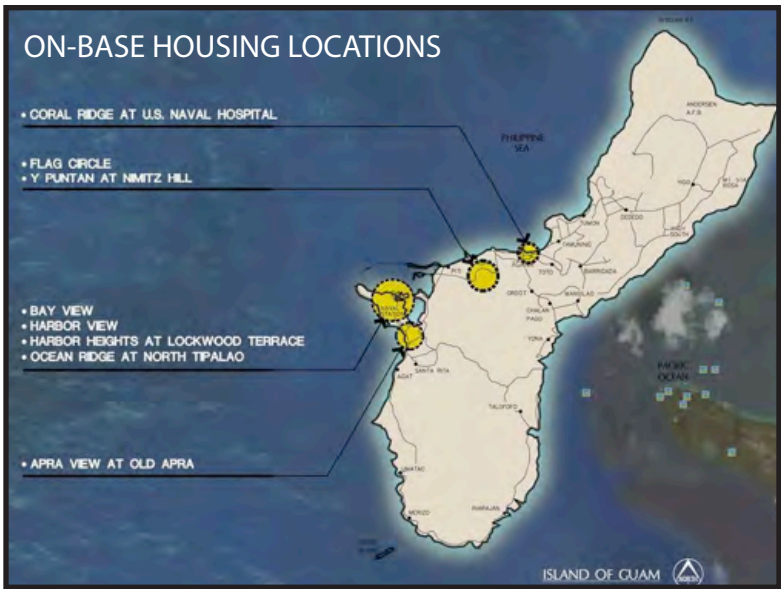
- Complete the housing application (DD FORM 1746).
- Select desired residence and complete necessary paperwork.
- Schedule delivery of loaner furniture, if necessary (Self Help: 671-339-5246 & Loaner furniture: 671-333-2081/2082).
- Walk through the unit with a housing representative and receive keys.
- Contact FFSC for items needed from the Loan Locker (671-333-2056).

Family Housing on-base consists of the following neighborhoods:

- Flag Circle
- Nimitz Hill
- Apra View
- Lockwood Terrace (NBG)
- Bay View (NBG)
- Harbor View (NBG)
- North Tupalao (NBG)
- Coral Ridge (U. S. Naval Hospital)

### Off-Base

- Complete DD FORM 2367.
- Select desired residence.
- Ensure the unit has been inspected and validated by the Housing Office (if the unit requires an inspection, the Housing Office requires at least 3 days to complete).
- Present a valid lease agreement, OHA declaration and Military Clause to the Housing Office (DO NOT SIGN A LEASE WITHOUT PRIOR APPROVAL FROM THE HOUSING OFFICE).
- If requesting advanced allowances, follow up to ensure that PSD has received all necessary paperwork from the Housing Office.
- Schedule delivery of loaner furniture, if necessary (Self Help & Loaner furniture: 671-333-5246).
- Contact FFSC for items needed from the Loan Locker (671-333-2056).
- Complete annual certifications to ensure entitlements continue (this applies to homeowners and members who have initiated a long term lease agreement).



Navy Gateway  
Inns & Suites  
Main: 671-339-5259  
DNS: 315-339-6250  
Fax: 671-339-6250  
ngisguam@fe.navy.mil  
<http://ngis.dodlodging.net/>

Additional support services: Bldg 3191

Personal Property Office

Verify status and location of your House Hold Goods shipment by contacting the Personal Property Office. This office is located directly across from the Housing Office.

Contact Information:  
Personal Property Office • 671-333-2045  
Inbound Inquiries • 671-333-2046  
Monday - Friday 0730-1630 (Walk-in services end at 1615)

Personnel Support Detachment (PSD) Office

Although your command administrative department will be your main point of contact for most of the support services offered at PSD, be aware of where this office is located.

Contact Information:  
PSD Office • 671-339-7311  
Monday - Friday 0700-1600

ID Card/DEERS Office

Ensure you and your dependents' ID Cards are current. If the expiration date is within 90 days, consider renewing immediately.

Contact Information:  
PSD Office • 671-339-8301  
Monday - Friday 0730-1600 (Walk-in services end at 1530)

## UTILITIES, CABLE, INTERNET, PHONE, & MAIL SERVICES



Get connected!: If you decide to live off-base, you are responsible for all utilities - to include making all arrangements for connection/disconnection. If you live on-base, power and water is paid for by the DoD, but internet, cable television, and telephones are at the tenant's expense. You may contact the following service providers for more information:

Electricity

Guam Power Authority (GPA)  
671-648-3000 or 671-647-5787  
[www.guampowerauthority.com](http://www.guampowerauthority.com)

Water

Guam Waterworks Authority (GWA)  
671-647-7800/7803  
[www.guamwaterworks.org](http://www.guamwaterworks.org)

Gas

Pacific L.P. Gas  
671-646-9067  
[www.pacificlpgas.com](http://www.pacificlpgas.com)

Gresco LP Gas  
671-653-4887/4888  
[www.grescopacific.com](http://www.grescopacific.com)

Trash/Recycling

Guam Solid Waste Authority (GSWA)  
671-646-3111  
[www.guamsolidwasteauthority.com](http://www.guamsolidwasteauthority.com)

Pacific Waste Systems (PWS)  
671-646-8867/1925/8642  
[www.pacificwastesystems.com](http://www.pacificwastesystems.com)

Cable/Internet/Phone

Docomo Pacific  
671-688-2273  
[www.docomopacific.com](http://www.docomopacific.com)

GTA  
671-644-4482  
[www.gta.net](http://www.gta.net)

IT&E  
671-922-4483  
[www.ite.net](http://www.ite.net)

iConnect  
671-888-8888  
[www.icconnectguam.com](http://www.icconnectguam.com)

Determine whether or not you have mail delivery services at your residence. If living off base, many houses are not registered for mail delivery. Because of this, you may need to obtain a post office box or contact your local post office for instructions on how to apply for mail delivery.

Update or obtain renter's insurance.

## Common Pay and Allowances

Be aware of the allowances that you may or may not be entitled to:

### Overseas Housing Allowance (OHA)

Active Duty members who are stationed overseas (except for Alaska and Hawaii), and are authorized to live off-base at government expense, do not receive a Basic Allowance for Housing (BAH). Instead, in Guam, you will receive Overseas Housing Allowance, or OHA.

What's the difference? BAH pays a set monthly rate, based on the member's paygrade, location, and whether or not the service member has any dependents. In other words, if the set rate for a member is \$750 per month, that's what he/she receives, no matter how much the member actually pays for rent and utility costs.

OHA is based on the actual amount of rent. For each location, service members are assigned a maximum rental cap, which is based on average rental costs for the area, depending on the service member's paygrade and whether or not he/she is residing with dependents. If the service member resides off-base, at a monthly rate lower than the allotted amount, the amount paid to the service member will not exceed the monthly cost. For example, your maximum OHA is \$2,450. You find a rental property for \$1,800. You would only receive \$1,800/month for OHA.

### Utility/Recurring Maintenance Allowance

The Utility/Recurring Maintenance Allowance is paid monthly to defray expenses paid directly to utility companies and expenses incurred from recurring maintenance and minor repairs for the leased residence. Expense data gathered from members receiving OHA and paying their own utility bills determines this allowance, set to cover the 80th percentile of reported costs. Members with utilities paid by the landlord do not receive this allowance; it is added to the rental allowance. Members without dependents, and paying their own utilities, are entitled to 75 percent of the rate set for members with dependents. Please note that although there is a separate allowance for rent and utilities, housing allowances appear as a single amount in a pay statement.

### Cost of Living Allowance (COLA)

The Overseas Cost of Living Allowance (COLA) is a non-taxable allowance designed to offset the higher overseas prices of non-housing goods and services. Overseas COLA is not a fixed amount.

### Move-In Housing Allowance (MIHA)

MIHA partially defrays move-in costs associated with occupying privately leased quarters. MIHA (Miscellaneous) is an up-front, lump sum payment that reflects average expenditures to make dwellings habitable (e.g. transformers, supplemental heating equipment, wardrobes, electricity connection). Members with and without dependents receive the full allowance with their first OHA rental payment. This allowance does not cover any moving-out costs.

### Dislocation Allowance (DLA)

The purpose of DLA is to partially reimburse a member for the expenses incurred in relocating the household on a PCS, ordered for the Government's convenience, or incident to an evacuation. This allowance is in addition to all other allowances authorized in the Joint Travel Regulation (JTR) and may be paid in advance.

### Temporary Lodging Allowance (TLA)

TLA is a permanent change of station (PCS) allowance payable incident to a member's initial reporting to an overseas Permanent Duty Station (PDS), detaching from an overseas PDS, or requiring temporary lodging under other circumstances. The TLA is authorized to partially reimburse a servicemember for more than normal expenses incident to the use of temporary lodging outside CONUS.

For more information, please review the Joint Travel Regulations at:  
<http://www.defensetravel.dod.mil/site/travelreg.cfm>

# VEHICLE REGISTRATION

You will be notified via email when your POV (Privately Owned Vehicle) is on island and ready to be pickup up from the VPC (Vehicle Processing Center). A Temporary Vehicle Permit from the Revenue and Tax Motor Vehicle Division is required for you to pick up your POV. The permit is good for 5 days, and the fee is \$5.00\*. The POV Office on Naval Base Guam will not release your POV without the temporary permit. Below is a step-by-step checklist to help you register your vehicle on Guam:

- Go to the VPC to pick up your information packet. Be sure to bring with you:
  - Current registration
  - Proof of insurance (verify your coverage is effective on Guam)
  - Current driver's license
  - All documentation provided to you when you initially shipped your vehicle.




The VPC is located on Naval Base Guam in Building 3179 (see map on p. 30), 671-339-2205.

For more information, visit the VPC website [www.pcsmypov.com](http://www.pcsmypov.com) (look up Guam VPC under locations)

- Go to the Guam Department of Revenue and Taxation building in Barrigada to obtain the temporary permit required to pick up your vehicle from the VPC. Bring the above items with you in addition to a \$5.00 fee (\*you will be charged extra to use a credit card).

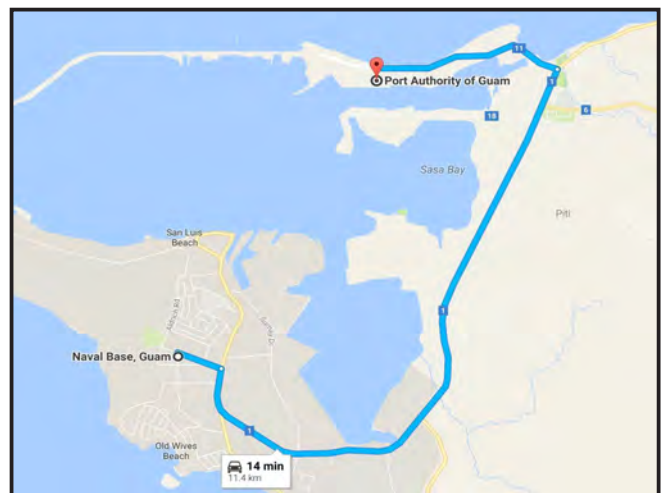
- Take your VPC information packet and all other documentation to Customs. At Customs, the packet will be reviewed and approved. Once complete, take the approved paperwork back to VPC to obtain your POV. Customs is located on the 1st floor of the Port Authority Building (Closed daily for lunch from 1200-1300). See below for driving directions:

From Naval Base Guam

-  Follow Route 1 Marine Corps Drive to Route 11 in Piti (approx 5 miles or 10 minutes)
-  Turn left onto Route 11 and continue for approx 1 mile
-  The destination will be on the left.

Contact Information

1026 Cabras Highway, Suite 201  
Piti, Guam 96915  
671-477-5938 ext 214



- Take your temporary permit, all documents referenced above, and all paperwork given to you at the time of shipment to the VPC on Naval Base Guam.
- Obtain a vehicle safety inspection. The fee for safety inspections is \$15.00. Please be sure to have your current vehicle registration on hand and go to one of the following locations:

Navy Exchange Car Care Center (Mon-Sat 8:00am-5:00pm; 671-564-0661 or 671-564-0661, Best Car and Truck Services, Geno's & Anthony's Auto Service Center, Mars Corporation dba Keico, Pacific Tyre (Dededo), (Mangilao), or (Tamuning), Rewal Enterprises, Inc. dba One Stop Auto Care, Smartech dba Road Professional Maintenance (RPM), Strange Service

- Go back to the Guam Department of Revenue and Taxation building to register your vehicle. Registration fees will vary according to type of vehicle. Fees are based on weight and capacity. The registration fee for a sedan can range from \$58.00-\$65.00. Fees for pick-up trucks will be slightly higher due to the capacity and weight of the vehicle. Visit [https://www.guamtax.com/fees/mvd\\_2007.htm](https://www.guamtax.com/fees/mvd_2007.htm). See the next page for options and items needed.

### Registering under the Servicemembers Civil Relief Act (SCRA)

You must meet the following requirements to register your vehicle under the Servicemembers Civil Relief Act:

- Be an active duty member of the U.S. Armed Forces
- Possess a current military ID card
- Have current U. S. mainland vehicle Registration Certificate
- Pass a Guam Safety Inspection Checklist
- Certification of Automobile Liability Insurance (Public Law 20-216)
- Complete Servicemembers Civil Relief Act Application Form

### Registering your vehicle without using SCRA

The following is needed to apply for Guam Vehicle Registration:

- Certificate of Ownership (title) or Lien from a financial institution
- The original manufacturer's Certificate of Origin
- Certification of Automobile Liability Insurance (Public Law 20-216)
- Complete Vehicle Registration Application Form
- A passed Guam vehicle safety inspection checklist




(Spouses and dependents with a power of attorney are not entitled to the benefits enumerated under Title 50 U.S.C. 511 Section 574 of the Servicemembers Civil Relief Act)

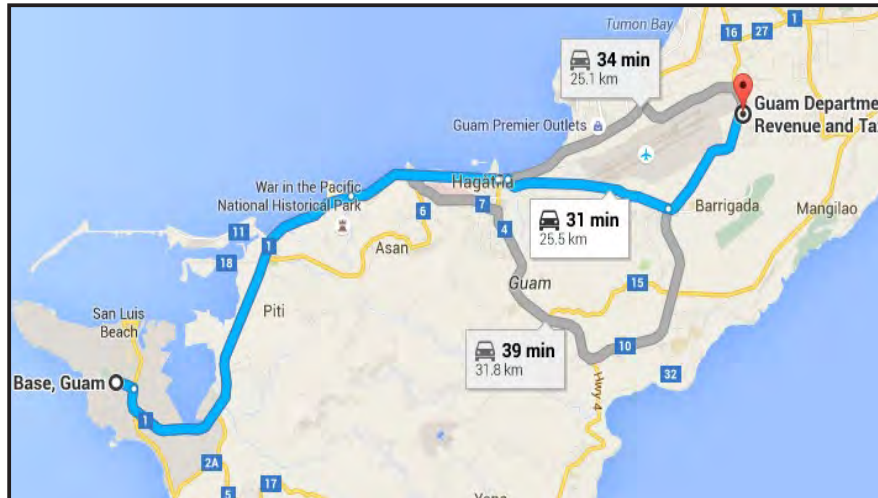
Register your vehicle at Naval Base Guam's Visitor Control Center (located just outside the gate, behind the museum). The service member does not need to be present. Bring the following items with you:

- Your Military ID
- Driver's license
- Current registration
- Proof of insurance

### DRIVING DIRECTIONS TO THE DEPARTMENT OF TAX & REVENUE

From Naval Base Guam

-  Follow Route 1 Marine Corps Drive to Route 8 in Hagåtña (approx. 10 miles or 18 mins)
-  Turn right onto Route 8 and continue onto Route 16 (approx. 5.5 miles or 12 mins)
-  The destination will be on the right.



### Contact Information

Dept. of Motor Vehicles  
Driver's Registration Branch

1240 Army Drive,  
Barrigada, Guam

671-635-1898

Monday-Friday  
8:00am – 5:00pm  
(Some services stop at 4 pm)



## OBTAINING A DRIVER'S LICENSE

### Contact Information:

Department of Motor Vehicles Driver's License Branch  
1240 Army Drive, Barrigada, Guam  
671-635-7651  
Monday-Friday 8:00am – 5:00pm

Active Duty members possessing a valid driver's license are NOT required to get a Guam Driver's License. Sailors with a driver's license that will expire during their tour on Guam will only be required to obtain a Guam driver's license IF the state that issued the Driver's License does not automatically extend the validity of the license because of the service member's Active Duty status.

A person having in his/her immediate possession a valid operator's or chauffeur's license issued by any other territory, Commonwealth, or state of the United States, may drive a motor vehicle upon the roads and highways for a period not exceeding 30 days from the date such person arrived on Guam. However, upon the expiration of the 30-day period, such person must have been issued a Guam Driver's License in order to continue driving on Guam. If you are a military dependent and wish to drive on Guam, you MUST obtain a Guam driver's license within 30 days after arrival.

Go to the Guam Department of Revenue and Taxation building in Barrigada to obtain a Guam Driver's License. To expedite this process, you can schedule an appointment online at <https://realid.drt.guam.gov/>. The following items are required to apply for a Guam Driver's License:

- Complete Guam Driver's License Application
- Valid stateside driver's license. You will be required to surrender your valid license (which will be returned with a hole punched at the expiration year) (counts as a form of identification)
- Two forms of identification (U.S. birth certificate, U.S. passport/passport card, stateside I.D.)
- Social Security Number (must provide one of the following as proof: social security card, W-2 form issued within past 5 years, 1099 form issued within the past 5 years)
- Proof of Residency (Mayor's verification OR Military Base Housing Services Office verification, dated within the last 30 days AND addressed to the Department of Revenue & Taxation)
- Pass a vision screening exam conducted during the application process
- \$25.00 fee for a 4-year license (you will be charged extra to use a credit card)

The following are required to apply for a first-time Guam Driver's License (18 or older):

- Possess a valid certificate of completion from a driver's education service consisting of 40 hours training (32 classroom hours and 8 in-car hours)
- Two valid forms of I.D. (U.S. birth certificate, U.S. passport/passport card, stateside I.D.)
- Complete Driver's License Application Form
- Pass written & road test (\$15.00 fee for written exam)
- Must be accompanied by a designated driver that is 21 years of age or older holding a Guam Driver's License.

Additional requirements for minors (individuals under the age of 18):

- Must be accompanied by a parent whose name appears on the birth certificate or Court Appointed Legal Guardian (Legal Guardianship required)
- Must provide U.S. birth certificate as one of the two form of I.D.

If you will be driving a motorcycle while on Guam, contact your Motorcycle Safety Coordinator for specific licensing requirements and to ensure you are in compliance with all local laws.

# TRICARE ENROLLMENT

## Contact Information:

The TRICARE Service Center  
US Naval Hospital Guam  
Health Benefits Advisors: 671-344-9425  
Enrollment Specialists: 671-344-9777  
Monday-Friday 8:00am – 4:00pm




Naval Hospital Guam is comprised of the main hospital in Agana Heights and two branch clinics, medical and dental, on Naval Base Guam.


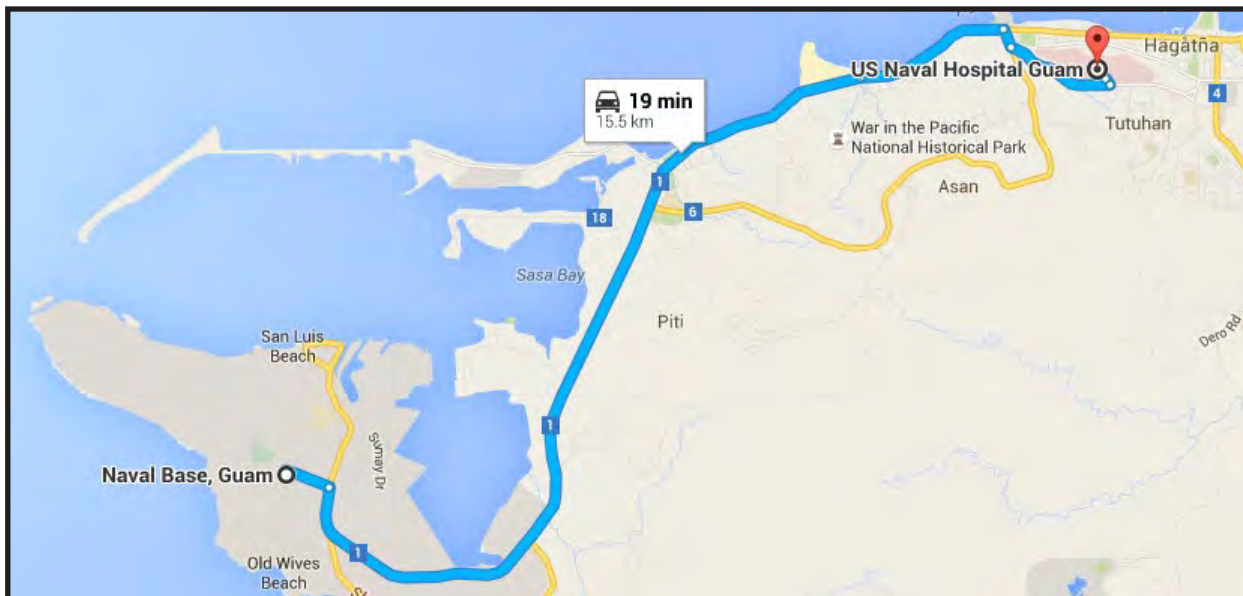
Go to the main hospital in Agana Heights to enroll in Tricare for this region and choose a Primary Care Manager. (Please note: your family must be command sponsored to enroll in TRICARE Prime). Please bring the following items with you:

- 1 copy of your stamped orders
- 1 copy of your Page 2
- 1 copy of your Overseas Screening (OSS) - NAVMED 1300/1 & NAVPERS 1300/16
- Medical records (not necessary at the time of enrollment)

Sign up for RelayHealth: <https://app.mil.relayhealth.com/>

From Naval Base Guam

-  Follow Route 1 Marine Corps Drive to Route 6 (approx. 8.1 miles or 14 mins)
-  Turn right onto Route 6 (approx. 5.5 miles or 12 mins)
-  Turn left onto Farenholt Ave and the USNH Guam entrance will be on the left



# EDUCATION/SCHOOLS

## SCHOOL REGISTRATION

To register your child(ren) for a DoDEA school, please bring the required forms listed below to the school registrar located at the front office of the school your child(ren) will be attending. Please note that your child's school zone and subsequently the school in which he or she can enroll is determined based on your housing assignment provided to you when you arrive on Guam.

Register your child(ren) for school. Please bring the following required documents:

- 1 copy of your stamped orders
- 1 copy of your Page 2
- 1 copy of your Overseas Screening (OSS)
- Passport for student (for age verification)
- Birth Certificate
- Mailing and Physical Address
- Local Emergency Contact
- Report Cards/official transcripts/other academic records
- Immunization/Shot Record or Certification of Immunization (DoDEA Form 2942.0-M-F1)  
(take to Immunization Clinic to be signed by medical authority)
- Court Document if Sponsor is a Legal Guardian (DSO clearance required)

### Entrance Age

Pre-K students must be four years old on or before 1 September of the current calendar year to be eligible to register for the upcoming year.

Kindergarten students must be five years old on or before 1 September of the current calendar year to be eligible to register for the upcoming school year.

First grade students must be six years old on or before 1 September of the current calendar year to be eligible to register for the upcoming school year.

## BASE SCHOOLS

Guam HS - Eligible students who reside on Guam.

Andersen ES and Andersen MS - Eligible students residing within:

Military Installation/Housing: Andersen AFB, South Finegayan, & NCTS

Villages: Barrigada, Dededo, Mangilao, Mongmong - Toto-Maite, Tamuning, Tiyan, & Yigo

McCool EMS - Eligible students residing within:

Military Installation/Housing: COMNAVMAR Main Base, Naval Hospital, Nimitz Hill, Apra Palms (New Apra), & Apra View (Old Apra)


Villages: Agana, Agana Heights, Agat, Asan, Ordot-Chalan Pago, Inarajan, Merizo, Piti, Santa Rita, Sinajana, Talofoto, Umatac, & Yona



CDR William C. McCool  
Elementary/Middle  
School  
US Naval Base Guam  
671-339-8676/8678  
Fax: 671-339-3383



Guam High School  
US Naval Hospital Guam  
671-344-7410/7411  
Fax: 671-344-7374



Andersen  
Elementary School  
Andersen AFB  
671-366-1511/1512  
Fax: 671-366-2532



Andersen  
Middle School  
Andersen AFB  
671-366-3880/5973  
Fax: 671-366-5979

## DODEA - GUAM DISTRICT Uniform guidelines



### Uniform Tops will be:

-Navy Blue, White, Black, or Gray

### Uniform Bottoms will be:

-Khaki, Tan, Black, or Navy Blue (no denim or jeans)

### Uniform sweatshirts/sweaters/jackets will be:

-Navy Blue, White, Gray, or Black (no denim or jeans)

\*No logos, designs, tags, brands, or emblems are allowed to be visible on any items\*

The items below are those that are authorized. It is required to have tops and bottoms; other components are OPTIONAL, as marked below. Guidelines for PE attire will be published by the administration of each school.

The official Guam District uniform island patch is OPTIONAL and is PERMITTED ONLY on the left side upper chest area of the sweatshirts, sweaters, and jackets. There will be no patch on other items.

### Girls' Top

Button-down, collared shirt/tailored blouse/Polo-style shirt

### Boys' Top

Button-down, collared shirt/Polo-style shirt

\*School spirit days will be scheduled on a recurring basis. School administrators will publish appropriate guidelines for acceptable spirit shirts, which are to be worn with the required uniform bottoms.

### Girls' Bottom

Full-length Pants

Capri Pants

Bermuda Shorts\*\*

Cargo Shorts\*\*

Skirt/Skort/Jumpers\*\*

### Boys' Bottom

Full-length pants

Cargo Shorts\*\*

Bermuda Shorts\*\*

\*\* Cannot end higher than 3" above the top of the knee

### OPTIONAL: Sweatshirt/Sweater/Jacket Options\*\*\*

Navy Blue, White, Gray or Black v-neck pullover or buttoned sweater or

Navy Blue, White, Gray or Black jacket (with or without hood) or

Navy Blue, White, Gray or Black pullover sweatshirt (with or without hood) or

Navy Blue, White, Gray or Black zippered sweat jacket (with or without front pockets)

\*\*\*Must have sleeves, and uniform top must be worn under these items

### OPTIONAL: Uniform Patch

The official Guam District uniform patch will be a representation of the island of Guam and will only be on the left side upper chest area of sweatshirts, sweaters and jackets.

### OPTIONAL: Undershirts

Undershirts may be any plain, solid color, must be short-sleeved and must be tucked in at the bottom.

- Hats and Sunglasses are NOT allowed indoors without an approved exemption.

For additional information, please visit: <http://www.dodea.edu/Pacific/Guam/GDSO/Students/uniforms.cfm>

## SUPPORT PROGRAMS

- Get the support you need.

### School Liaison Officers

The role of the School Liaison Officer is to connect parents and students with information, resources and people. If you have a question about your school, child youth services, or PCS'ing, the School Liaison Officer is your transition expert - they connect military families, commands, and K-12 schools. Core services include:

school transition support • deployment support • special education system navigation • communications with installation, school, and community • home school linkage support • partnerships in education • post-secondary education

Your Guam School Liaison Officers are:

Barbara Askey (Naval Base Guam) • 339-5238 • [barbara.askey@fe.navy.mil](mailto:barbara.askey@fe.navy.mil)

Lydia Broussard (Region & Andersen Air Force Base) • 349-6251 • [lydia.broussard@fe.navy.mil](mailto:lydia.broussard@fe.navy.mil)

What do we do for you?:

- Inform and advise commanders and their staff.
- Provide information, make referrals, and educate and empower you to navigate the education system.
- Interface/collaborate with educators and support services on and off-base as needed.



Child and Youth Programs



MORE RESOURCES  
AVAILABLE HERE



- Programs tailored to your child.

### SPECIAL EDUCATION SERVICES

DoDEA system offers many special needs services, which include moderate to severe disabilities, learning disabled, emotional handicapped and autism, and services for OT and PT. It is important to reach out to the school your child will be attending so staff will initiate services for your child. Please ensure all current IEP documents accompany you to your base school. If you have educational or behavioral concerns, please contact the school counselor, and the appropriate person will be contacted.



### GIFTED AND TALENTED EDUCATION (GATE)

The Department of Defense Education Activity (DoDEA) provides exemplary educational programs that inspire and prepare all students for success. Gifted students measure their success through the challenges they are able to receive, meet, and often surpass. The goal of the DoDEA Gifted Education program is to identify students with high potential and exceptional performance and to offer challenges that match their strengths.

## CONTINUING/HIGHER EDUCATION

Consider continuing your education!

### On-Base Schools

Navy College Office  
(671) 339-8291

Air Force Education Office  
(671) 366-3170

Both Navy and Air Force education offices offer degree programs through the University of Maryland and Central Texas College for undergraduate studies. Both colleges offer instruction in a variety of academic fields. University of Oklahoma and University of Phoenix offer courses towards Masters degree program. The latter two only have classes at Andersen. The University of Oklahoma has a Masters degree program in human relations. The University of Phoenix offers a non-thesis Master of Arts degree program in organizational management.

Both education centers offer a number of tests, including College Level Examination Program (CLEP), DANTES Subject Standardized Tests (DSST), American College Test (ACT), Scholastic Aptitude Tests (SAT) and Excelsior Examination. Tests are free to active-duty members; civilians must pay a fee. Many tests are in stock, which means there is no waiting to test, but the education centers cannot stock some tests. Students completing distance learning courses, either from a civilian institution or from a military school, can take their exams in the testing room.

### Off-Base Schools



UNIVERSITY OF  
**GUAM**  
UNIBETSEDÁT GUAHAN

University of Guam  
UoG Station  
Mangilao, Guam 96923  
(671) 735-2990  
[www.uog.edu](http://www.uog.edu)

University of Guam, located on a 120-acre campus in Mangilao, offers undergraduate and graduate degrees within five colleges: the College of Arts and Sciences, the College of Education, the College of Agriculture and Life Sciences, the College of Business and Public Administration and the College of Nursing and Health Science.



Guam Community College  
P.O. Box 23069 GMF  
Barrigada, Guam 96921  
(671) 735-5531  
[www.guamcc.edu](http://www.guamcc.edu)

The Guam Community College offers two-year degrees and certificate programs in 50 areas of study in vocational-technical fields. GED, adult education and continuing education courses are also offered. The Western Association of Schools and Colleges accredits both University of Guam and Guam Community College.

# CHILD & YOUTH PROGRAMS



## Child and Youth Programs

Naval Base Guam  
Child Development Center

Program Hours  
Mon-Fri: 0600-1730  
Contact Information  
671-564-1844/1845

Naval Hospital  
Child Development Center

Program Hours  
Mon-Fri: 0600-1730  
Contact Information  
671-472-2312/2313

School Age Care (SAC)

Program Hours  
Mon-Fri:  
Before School: 0600-0800  
After School: 1500-1730  
Day Camps: 0600-1730  
Contact Information  
671-339-6130

Youth/Teen Center

Program Hours  
Mon-Thu: 1500-1800  
Fri: 1500-2000  
Contact Information  
671-339-6410/6411

RESOURCES  
and Forms  
AVAILABLE HERE



[www.MilitaryMWRGuam.com](http://www.MilitaryMWRGuam.com)

keywords: "cdc",  
"school age", or  
"teen center"

## CHILD DEVELOPMENT CENTERS

The Child Development Center (CDC) provides center-based care for children 6 weeks to 5 years of age. The CDC is open to active duty military and DoD/NAF civilian personnel families and is committed to providing the best developmental experiences for all children. The curriculum is designed to meet the cognitive, social, emotional, and physical needs of children by using developmentally age-appropriate activities. When accepting placement for full-time care, the CDC will need the following to process enrollment:

- Registration forms:
  - Sponsor signature is required for all forms, but spouse may sign with a POA (Power of Attorney). Please bring the original POA upon registering.
  - If you are registering more than one child, you must complete a separate form for each child who will be attending the program.
- Birth certificate (if child has a different last name)
- Immunization Records:
  - Your child must continue to receive immunizations appropriate for their age and according to the recommendations of the Advisory Committee on Immunization Practices (ACIP). You will be required to show documentation from your health care provider that your child has received the immunizations according to the ACIP immunization schedule.
  - Your child must receive an annual flu shot. You will be required to provide documentation from your health care provider when your child has received the flu shot.
- Current LES or Check Stubs
- Health Information Form:
  - If your child has any allergies, please contact the CDC for additional paperwork that needs to be signed and stamped by their physician.

### Additional Information:

- All documents will need to be submitted by close of business the Thursday before orientation. A call is needed to schedule the Mandatory Parent Orientation, which occurs on Fridays at Naval Base Guam CDC, 0900-1100. As a REMINDER the CDC does offer care for children during orientation hours, but child must be wearing CLOSED-TOE SHOES if walking.
- Permission Statements: You must provide updated parent permissions for field trips and transportation, media release, topical non-prescription medication application, and any other applicable authorizations/releases.
- Parent Fee Agreement: After your family's income has been verified, you must sign a Parent Fee Agreement.

## SCHOOL AGE CARE (SAC)

Our Navy School-Age Care program is accredited by the National Afterschool Association and is also affiliated with the Boys and Girls Club of America. Our School Age Care children engage in activities which focus on the Boys & Girls Club Core Programs: Character & Leadership, Education and Career, Health & Life Skills, and The Arts, Sports, Fitness, & Recreation. Different clubs are offered daily such as Power Hour, Image Makers (Photography), Ultimate Journey, Fitness Authority, Smart Moves, and Fine Arts. Special activities are offered for different occasions, and we highly encourage parent participation for the special programming. During Summer Day Camp, a variety of field trips are offered such as swimming, bowling, hiking, going to the theatre, water parks, and much more.

We offer full-time care and drop-in care. Please note that drop-in services are on based on space availability and are offered for two days out of the week.

Children enrolled in kindergarten to 6th grade (ages 5-12 years) may attend the School Age Program.

## YOUTH & TEEN CENTER

The Teen Center is for teens/preteens age 10-18. There is no registration fee; however, parents need to fill out a registration packet, which is required for all program participants. The program has a "Self Release Policy" (in accordance with the unattended base instruction), so teens may sign themselves in and out of the center. Program activities are focused on the Boys & Girls Club of America Core Programs Character and Leadership, Education and Career, Health and Life Skills, The Arts, Sports, Fitness, & Recreation. Teens are also encouraged to participate in club activities such as Power Hour, Image Makers (Photography), Torch Club, Fitness Authority, Smart Girls, Fine Arts, Career Launch, Passport to Manhood, and Special Events.

## YOUTH SPORTS

The Guam Youth Sports Association promotes an active lifestyle that allows young athletes to test their physical abilities as well as learn important values such as teamwork, leadership, and discipline. GYSA offers a variety of sports activities that are both fun and challenging.

## About the Navy Child & Youth Programs

**Accessibility:** We support our Service members and families with 227 facilities and 3,000 Child Development Homes world-wide and accredited commercial partnership spaces throughout the continental United States.

**Affordability:** We are committed to the economic viability of military families. We offer affordable care based on household income.

**Quality:** Navy Child and Youth programs are among the highest quality in the nation. Navy Child Development Centers are accredited with the National Association for the Education of Young Children. Our Child Development Home Providers are certified by the Department of Defense, applicable state licensing agencies, and are currently accrediting with the National Association for Family Child Care. Navy before and after-school programs are currently accrediting with the National AfterSchool Alliance. And, our Youth programs are affiliated with the Boys and Girls Clubs of America.

**Eligibility:** Developmental child care and youth recreational programs are available to all active duty military, activated reservists and guardsmen, DoD civilian personnel and DoD contractors. Youth recreational programs are also available to military retirees and DoD civilian retirees.

# PETS

## POST ARRIVAL INFORMATION

Any dog or cat eligible for the 5-day quarantine program shall be transported to the designated quarantine facility, where a post-arrival examination by the Territorial Veterinarian or a licensed veterinarian approved by the Director must be completed within 24 hours of arrival. ALL animals go to the quarantine facility upon arrival and until clearance by the veterinarian.

If the documentation is incorrect or incomplete, arriving animals will be sent to a Quarantine Facility for quarantine awaiting proper documentation. If documentation is incomplete to meet the requirements of the 5 or less day quarantine program, the 30-day program or 120-day program will go into effect.

The veterinarian responsible for post-arrival examination must submit a health examination certificate to the department verifying the health of the dog or cat and provide his/her recommendation for the animal's early release or continued quarantine status as deemed necessary. The examination certificate along with the attending veterinarian's recommendation must be submitted to the department prior to approval and release of any dogs or cats. A Certificate of Completion must be obtained from the department prior to release.

The post-arrival examining veterinarian may require quarantine for observation for animals that show any signs of illness or disease during the examination.

Animals eligible for the 5-day quarantine program but are quarantined by the examining veterinarian during post-arrival examination due to unusual health anomalies must be cleared for release by the Territorial Veterinarian or a licensed veterinarian approved by the Director.

### Approved Quarantine Facilities

Andersen Animal  
Quarantine & Kennel  
Facility  
  
(Available to Military Personnel Only)  
Andersen Air Force Base  
Phone: (671) 366-5020  
Fax: (671) 366-5021  
[www.MilitaryMWRGuam.com](http://www.MilitaryMWRGuam.com)

Animal  
Medical Clinic  
  
1961 Army Drive  
Tamuning, GU 96913  
Phone: (671) 637-8387  
Fax: (671) 637-8284  
[www.amcguam.com](http://www.amcguam.com)

Harper Valley  
Kennels  
  
377 Chalan San Antonio  
Tamuning, Guam 96913  
Phone: (671) 477-8381  
Fax: (671) 648-8387  
[www.hvkguam.com](http://www.hvkguam.com)  
[harperkennels@guam.net](mailto:harperkennels@guam.net)

Upon release from Quarantine, Register your Pet

Animals must be registered within 30 days after moving into base housing with the U.S. Army Veterinary Detachment, Guam. Registration must be updated annually and be accompanied by a current rabies vaccination certificate. Families living in off-base housing should register their pets with the Government of Guam. If not completed prior to your PCS, ensure you pay the Department of Agriculture the non-refundable \$60 per pet for the entry permit, as well as \$5 per pet per year for the licensing fee.

### Pet Quarantine Reimbursement

Reimbursement for actual mandatory quarantine fees for household pets is authorized not to exceed \$550 per PCS move. Keep receipts for quarantine expenses and file your claim with NBG, Personnel Support Detachment (PSD) upon your arrival to Guam.

### Vaccinations, Licensing and Registration

Guam does not have strict leash or pet licensing and registration laws, but if you live on base your pet must always be on a leash, micro-chipped, and registered at the Boller Veterinary Clinic on Naval Base Guam or the Andersen Veterinary Treatment Facility on Andersen Air Force Base.

## Veterinary Services & Clinics

The Boller Veterinary Clinic and the Andersen Veterinary Treatment Facility are fully operated vet clinics (i.e. grooming services, vaccinations, spay/neutering services, micro-chipping, deworming, etc), but do not have emergency care. Patrons who have MWR privileges are eligible to utilize both clinics. For more information call:

- Boller Veterinary Clinic (Naval Base Guam): 671-333-3225
- Andersen Veterinary Treatment Facility (Andersen Air Force Base): 671-366-3205

## Off-Base Veterinary Clinics

- Animal Medical Clinic (Dededo): 671-366-3205
- Isla Veterinary Clinic (Asan): 671-989-7879, Emergency: 1-877-822-6651
- Marianas Vet Care (Barrigada): 671-734-6341
- Wise Owl (Tamuning): 671-646-2273

## Pet friendly hotels on Guam:

Navy Gateway Inns & Suites  
Main: 671-339-5259

The Westin Resort  
105 Gun Beach Road  
Tamuning, GU 96913  
671-647-1020

LeoPalace Resort  
221 Lake View Drive  
Yona, GU 96915  
671-471-0001

Please contact the hotels for their specific weight and/or breed restrictions.

## For more information please contact:

Department of Agriculture  
Animal Health Section  
163 Dairy Road  
Mangilao, Guam 96913  
Telephone Number  
(671) 300-7965/66  
Fax: (671) 734-6569  
e-mail: [gu.agri@yahoo.com](mailto:gu.agri@yahoo.com)

## Misc:

Base Animal Control: 671-339-3414  
Stray Animal/Adoption Facilities – G.A.I.N.: 671-653-4246



# EMERGENCY PREPAREDNESS

## TYPHOONS

Ensure you and your family are prepared for emergencies/disasters:

Disaster preparedness is a necessary part of life on Guam. It is important to make sure that the entire family is prepared and informed in the event of a disaster or emergency. Familiarize yourself with local emergency procedures. Make a plan for natural/manmade disasters and remain ready at any time. One of the primary emergency situations that you should prepare for is typhoons. Because of Guam's location the island is prone to typhoons at any time of year; however, typhoon season is considered to be June-November.

- Make a family plan – for ideas, please visit [www.ready.navy.mil](http://www.ready.navy.mil)
- Prepare a typhoon locker or emergency kit – for ideas, please visit [www.ready.navy.mil](http://www.ready.navy.mil) or [www.redcross.org](http://www.redcross.org)
- Contact your command to see if they have mustering procedures and inquire about your role in emergency procedures.

### JOINT REGION MARIANAS TYPHOON PREPAREDNESS

JRM offers awareness information and preparedness tips for the eventuality of a typhoon approaching or hitting Guam. Based on information received from the Joint Typhoon Warning Center (JTWC), JRM will set conditions according to the time destructive winds (50 knots) or greater are expected to reach Guam:

#### COR 4 - CONDITION OF READINESS 4

Guam is in COR 4 year round due to our location in typhoon alley, until a higher condition is set. This means that at any time, destructive winds could be upon us within 72 hours.

#### WHAT SHOULD I DO?

- Maintain areas around the house clear of debris and loose material.
- Dead branches should be pruned/removed from trees.
- Most NBG homes are built for major typhoon winds with typhoon shutters.
- Maintain and test shutters routinely.
- Determine location of official shelters (will be announced).
- Create and maintain your typhoon supply locker.
- Have a personal list of ER and family telephone numbers to call.
- Copy important documents with originals in a safe place.
- Have a personal list of hotels and costs, and whether or not they accept pets if needed.

#### COR 3 - CONDITION OF READINESS 3

DESTRUCTIVE WINDS ARE POSSIBLE WITHIN 48 HOURS.

#### WHAT SHOULD I DO?

- Clean/bleach and fill bathtubs, plastic trash cans (with wheels) with water
- Set refrigerator to coldest settings.
- Freeze water in jugs.
- Fill vehicle fuel tanks.
- Check your generator, test run it, have adequate fuel safely stored(see below)
- Get cash, ATMs may not work after the storm.
- Secure yard equipment, move plants inside.
- Protect electronics (bag, prepare to move to an interior room /off floor).
- Have a supply of rags and old towels.
- Double check your Typhoon Supply Locker.

## COR 2 - CONDITION OF READINESS 2

DESTRUCTIVE WINDS ARE ANTICIPATED WITHIN 24 HOURS.

WHAT SHOULD I DO?

- NBG homes are built for major typhoon winds with typhoon shutters. Prepare to shelter in place.
- Close typhoon shutters.
- Fill containers and your bathtub with clean water and keep them covered.
- Turn up refrigerator and freezer to their coldest setting and pack your freezer tightly with newspaper (This will keep your food colder longer).
- Secure cars: 1) Set your emergency break 2) Close all windows and doors tightly.
- Move carpet and furniture away from windows.
- Consider evacuation to an official shelter if your home is not storm proof.
- Complete your last errands then stay off the road.
- Stay tuned to local broadcasts and in touch with your command.

## COR 1 - CONDITION OF READINESS 1

DESTRUCTIVE WINDS ARE ANTICIPATED WITHIN 12 HOURS (OR ALREADY OCCURRING)

ONLY EMERGENCY VEHICLES ARE ALLOWED ON THE ROAD

WHAT SHOULD I DO?


- Stay indoors – ABSOLUTELY STAY INDOORS.
- At the eye of the storm you will be curious to go outside and view the situation. Do not go outside. The eye lasts only a short time and the winds start up again suddenly from the opposite direction.
- Place towels/rags around leaky doors and windows .
- Conserve water.

THE STORM IS PAST – WAIT FOR AN ALL CLEAR

Wait for the ALL CLEAR on Giant Voice. Resist your curiosity getting the best of you and going outside before the All Clear is announced.

AFTER ALL THE CLEAR IS GIVEN

- Look out for and do not touch dangling or downed power lines!!
- Do not consume any food which might have spoiled.
- Use stored water; sterilize all tap water. It could be contaminated!! Consider all water contaminated until it is declared safe by Navy Public Works (on base) Public Utility Agency of Guam (PUAG).




## WATER SAFETY

Read/familiarize yourself with water safety on Guam.

Guam's waters offer outdoor sports enthusiasts a wide choice of recreational activities. Unfortunately, water-related activities sometimes lead to tragedy. A very real danger exists near, on and beyond the reef. For that reason, the reef is off limits to all DoD employees and their family members. That means no reef walking. The waves and current are often misleading and can sweep the unwary over the reef and they may drown.

### Water Safety Tips

- Make note of where lifeguards are present and where it is safe for swimming.
- Never swim, snorkel or dive alone. Always have a buddy with you and keep an eye on each other.
- While in the water, wear protective footwear to prevent painful coral cuts or stepping on sea urchins.
- Wear fins when you snorkel. There are some strong currents here especially when the tide is going out. You may need the added power fins can give you.
- When snorkeling, wear a snorkeler's vest. This will help you stay afloat if you become tired or the current pulls you out to sea.
- Become familiar with the dangerous aquatic life in these waters. Treat all shells as poisonous and don't handle them.
- Cancel snorkeling, diving or boating plans when weather forecasters have issued hazardous surf or small craft warnings.
- Use extreme caution if snorkeling in areas with rip currents. Rip currents usually occur in areas where there is a cut in the reef. Do not swim in these areas when hazardous surf is likely.
- If a rip current catches you, don't panic. If you can't make any headway, grab onto a coral formation and pull yourself to shore.
- Protective gloves are real assets here. If the water is too deep for grabbing the coral, swim with the current away from the reef. This will prevent the water from continually slamming you into the sharp coral. Once you have cleared the reef, stay afloat and wait for a rescue team.



# LEGAL ASSISTANCE

Ensure your Power of Attorney, Wills, or other legal documents are valid and up to date.

Mailing Address:  
PSC 455 Box 177  
FPO, AP 96540-2400

Physical Address: BLDG 1A  
1 Aldrich Road  
Santa Rita, Guam 96915

Phone Number:  
671-333-2061

Hours: 0900-1600 Monday-Friday



The Region Legal Service Office (RLSO) is dedicated to providing legal assistance in a variety of areas to assist you. These services are available to all active duty Navy and Marine Corps personnel and their dependents, as well as retired military personnel.

## APPOINTMENTS

Appointments to discuss legal matters with a legal assistance attorney are generally available daily at the RLSO.

Legal Assistance appointments are available 0930-1500 Monday-Thursday and 0930-1300 on Friday. If you are interested in setting up an appointment, please call their appointment line at the number above.

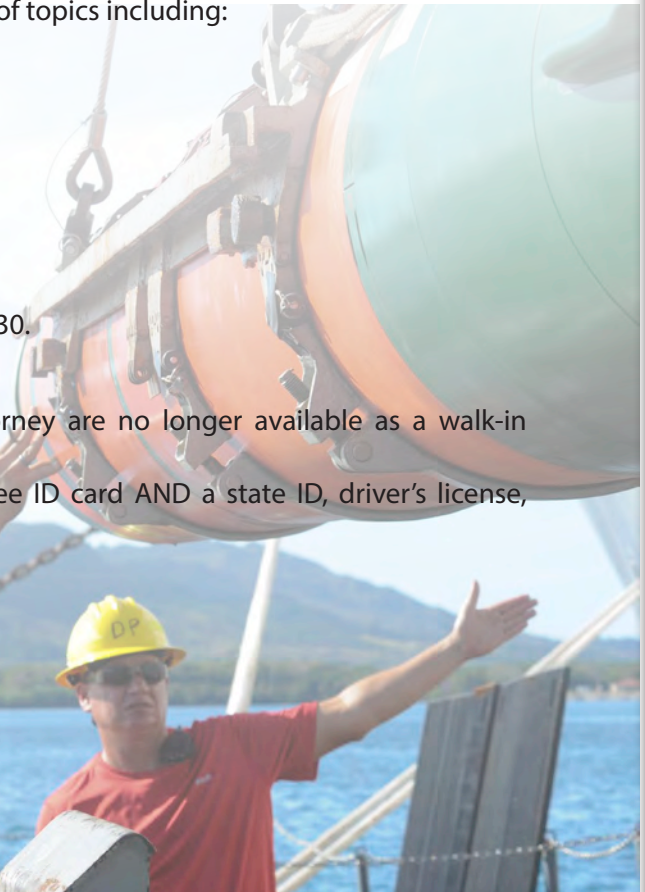
A legal assistance attorney can help you with a wide range of topics including:

- Will/Estate Planning Preparation
- Adoption (Step-Parent)
- Family Law (Divorce/Separation/Child Custody)
- Consumer Issues
- Landlord/Tenant

## WALK-IN SERVICES

Walk-in Services are available Monday-Friday from 0900-1530.

- Notary
- Power of Attorney **\*\*NOTE: General Powers of Attorney are no longer available as a walk-in service.**
- You must present your military, dependent, or retiree ID card AND a state ID, driver's license, or passport upon checking in.



# FIREARMS REGISTRATION

Register all firearms in accordance with base and local laws.

Bringing firearms to Guam has several steps that must be strictly followed, as failure to do so could result in charges under Guam Customs or criminal law as well as the confiscation of your firearms. Additionally, Naval Base Guam regulates the transportation and storage of firearms on base. The failure to follow base regulations could result in charges under the UCMJ.

Be sure to thoroughly read the following information in its entirety. The cost of registering one firearm totals \$173.00, with an added cost of \$49.00 for each additional firearm. The process is also fairly complicated, and failure to follow it can lead to serious repercussions.

## Naval Base Guam:

Bringing and storing firearms on Naval Base Guam (NBG) must be done in accordance with NAVBASEGUAMINST 5530.6B. To bring firearms on base while awaiting the disposition of the Guam registration process, you must complete the following steps:

1. Declare that you have personal firearms at the gate upon initial entry. You should ensure your firearms are not loaded and inaccessible when entering. You will be escorted or directed to proceed to the NBG Armory (directions will be provided).
2. There you will complete the required paperwork with NBG Armory personnel and will be provided with receipts for all stored personal firearms. You will be unable to retrieve these until you have your Guam Firearm ID Card in hand.

Once you have your ID you may return to the NBG Armory to retrieve your firearms in order to get them inspected by the GPD Armory. After you have been issued individual registration cards for each firearm (this process is explained below), you will need to return to the NBG Armory to finalize documentation there. At this point you may store your firearms in base housing in a locked container or with proper trigger/chamber locking mechanisms. Firearms may not be stored in unaccompanied housing or personal vehicles. Refer to NAVBASEGUAMINST 5530.6B and housing policy for detailed storage requirements.

The Armory will also issue you an Authorization to Transport Personal Weapons. The procedures contained within must be strictly followed at all times when transporting firearms on and off the base.

## Guam Customs:

Firearms, whether brought on island via household goods or on your flight, must be declared to Guam Customs upon entry. When bringing firearms via your flight, proceed to Guam Customs in the airport once you retrieve your checked baggage holding the firearms.

For firearms shipped in household goods (HHG) shipments (ammunition cannot be shipped), you must be present for the extraction of your firearms prior to the delivery of your HHG. It is recommended you note the container your firearms are placed in to expedite their extraction once you are in Guam. Moving companies CANNOT deliver your HHG until all firearms are extracted. Your moving company will help you make arrangements with Guam Customs to get this process completed.

Once your firearms are inspected by Guam Customs officials, you will be provided with the paperwork necessary to complete registration with the Guam Police Department (GPD).

**IMPORTANT!** When the Customs paperwork is received you have 30 calendar days to complete the registration process. Failure to do so within this time frame could result in felony weapons charges under Guam criminal law. A background check that takes up to 10 working days is part of the process. It is essential you begin this immediately!

## Guam Police Department

There are several steps towards completing the registration process. For up-to-date information refer to the GPD web site at: <http://gpd.guam.gov/faq/>

First, you must obtain a Guam Firearm ID Card. To do this you must go to the Guam Police Department (GPD) Records and ID Section located on the 1st Floor of the International Trade Center (ITC) building in Suite 131. See below for address and hours

**DO NOT BRING YOUR FIREARMS WITH YOU INTO THE RECORDS AND ID SECTION!**

International Trade Center • 590 South Marine Corps Drive • Tamuning, GU 96913  
Phone: 671-475-8500/8506/0049 • Hours: 8:00am – 3:00 pm M-F

You will need to bring the following:

- A completed Guam Firearms ID Application: <http://gpd.guam.gov/wp-content/uploads/2015/01/Firearms-Application-1.pdf>
- A certified birth certificate with a photo ID card AND a social security card; OR a valid U.S. passport AND a social security card; OR a naturalization certificate AND a social security card.
- A \$47.00 money order or cashier's check made payable to the "Superior Court of Guam". This fee is for the FBI background check.
- An additional \$34.00 for the cost of fingerprinting. This payment can be made via cash or card (an additional convenience fee will be assessed if using a card). Fingerprinting will be completed during this initial visit.

When the background check is complete and approved (ten working days), you must return and pay an additional \$43.00 (cash or card) to receive your Guam Firearms ID, which will be good for three years.

Now that you have your firearms ID in hand proceed, with your firearms you have retrieved from the NBG Armory, to the GPD Armory. It is located on Neptune Drive in Barrigada. Directions are provided:

When coming from Naval Base Guam, take Marine Corps Drive (Route 1) to Purple Heart Memorial Highway (Route 8). Continue down Route 8 and at the intersection of Route 8 and Vietnam Veterans Memorial Highway (Route 10) turn left onto Seagull Ave. Continue on until you reach Corsair Road and turn left. At the end of Corsair Road turn right onto Neptune Ave. The GPD Armory will be on the right side towards the end of Neptune Road. Phone: 671-475-8618, Hours: 7:30am – 1:30 pm M-F.

You will need the following:

- A Bill of Sale; OR a Certificate of Ownership; OR a notarized document containing the descriptions of all firearms (if needed, Naval Base Guam Legal Services or the Sector Guam Command Secretary can notarize your documentation)
- The Customs declaration form
- Your valid firearms ID
- A safety inspection form which will be issued by the GPD Armory Firearms

Once each firearm is inspected, the GPD Armory will provide you with the necessary paperwork to return to the Records and ID Section. Here you will complete the registration process by paying \$49.00 per firearm (cash or card). You will then be issued a card for each registered firearm.

If you desire to get a concealed carry permit, you may begin the process at this point by completing the required paperwork and paying the additional fees. Possession of a Guam concealed carry permit does not authorize personnel to carry concealed firearms on any military installation.

# EXPLORE

## ACTIVITIES & EVENTS

Attend the Welcome to Guam Orientation and Island Tour – Two days full of fun information and facts about Guam. Day two is a bus tour that includes various places of interest. Call the Fleet and Family Support Center to register: 671-333-2056/2057.



Contact the Guam Visitors Bureau (GVB) for information on local events, restaurants, recreational activities, shopping and more. Contact information: is 401 Pale San Vitores Rd, Tumon, GU 96913 • 671-646-5278  
Monday-Friday 8:00-5:00 • [www.visitguam.com](http://www.visitguam.com)



Check out our local USO! Located at the Royal Orchid Hotel 626 Pale San Vitores Road, Tumon, Gu 96931



Guam

### Eligibility: Military ID Cardholders

(Active Duty, National Guard, Reserve, Retirees & Military Dependents)

\*Each military ID cardholder may sponsor one (1) guest

\*Minors must be accompanied by a parent/legal guardian at all times

### Services Available to You:

Free Local/Distance Phone Calls

Computers w/CAC Readers

Apple iMacs

Free Internet & WiFi

Printing & Copying

(\$0.10 donation requested per sheet)

Free Faxing & Scanning

ATM Machine

Cable TV w/Premium Channels

Xbox / PlayStation / Wii Games

Pool Table

Massage Chairs

### Hours of Operation:

MONDAY	0800 – 2200
TUESDAY	0800 – 2200
WEDNESDAY	0800 – 2200
THURSDAY	0800 – 2200
FRIDAY	0800 – 2400
SATURDAY	0800 – 2400
SUNDAY	0800 – 2200

### Hungry? Check out our Donation Dining Program:

Homemade Chili & Rice

BBQ Ribs

Coffee & Tea Treats

Donuts

Popcorn & Cookies

Sodas

Hot Coffee, Tea, & Water

**\*ALL FOOD & DRINKS ARE AVAILABLE BY DONATION**

Follow us for the latest updates:



GuamUSO



USOGuam

Check out what our local MWR has to offer!



MWR Guam

Big Screen Theater 564-1830  
 C-Street Cafe 339-5553  
 Charles King Fitness Center 333-2049  
 Child Development Center 564-1844  
 Community Recreation 564-1826  
 Hot Stuff Pizza 564-1000  
 Mean Gene's Burgers 564-1000  
 Tickets & Travel 989-2301  
 Library 564-1836  
 Molly McGee's 564-1834  
 Bama's BBQ 564-1833  
 Navy Gateway Inns & Suites 339-5259  
 Navy School Liaison (K-12) 339-5238  
 Orote Point Lanes 564-1828  
 School Age Care 564-1844  
 Fleet Rec Center 564-2280  
 Liberty Center 564-2280  
 Sumay Cove Marina 564-1846  
 Top o' the Mar 472-4606



keyword: MilitaryMWR Gua m

Be aware of available deployment support resources:

- Navy Family Ombudsman – You can go to [www.ombudsmanregistry.org](http://www.ombudsmanregistry.org) and click on the 'Contact Your Ombudsman' link OR contact the Fleet and Family Support Center at 671-333-2056 and ask for a current ombudsman roster.
- Fleet and Family Support Center, Naval Base Guam – Open Monday-Friday 7:30-4:30. Contact number is 671-333-2056 or email [ffscguam@fe.navy.mil](mailto:ffscguam@fe.navy.mil), fax is 671-333-2023.
- Naval Base Guam Chapel/Chaplain Services – Open M/W/F 8:00-4:30, T/TH 7:30-4:00. Contact number is 671-339-2126.
- Command Family Readiness Groups
- Compass, A Course for Navy Life – You can visit [www.gocompass.org/guam](http://www.gocompass.org/guam) to register for the next available class.



A confidential and anonymous sexual assault hotline for the DoD Community.

Live 1-on-1 Help      Confidential      Worldwide 24/7

Click: [www.SafeHelpline.org](http://www.SafeHelpline.org) • Call: 877-995-5247

Text: 55-247 (INSIDE U.S.) • 202-470-5546 (OUTSIDE U.S.)

On Guam: Call 24/7 (Primary Advocate): 488-0514

Civilian Advocate: 483-7096

Navy SARC: 483-7129

NBG Chaplain's Office: 339-2126

Naval Hospital Emergency Room: 344-9232



# MAPS

## NAVY EXCHANGE & COMMISSARY LOCATIONS

1.NEX Main Store 671-564-3179 Mon-Sat 9:00am-8:00pm Sun 9:00am-7:00pm General Merchandise Food Court	4.NEX Home Center 671-564-3211/3212 Mon-Sat 9:00am-8:00pm Sun 9:00am-7:00pm Pet Supplies Garden Center Household Appliances Fitness Equipment Sporting Goods Storage/Organization	6.NEX Home Gallery 671-564-3205/3206 Mon-Sat 9:30am-7:00pm Sun 9:30am-6:00pm Furniture Dry Cleaning
2.NEX Car Care Center 671-564-0660 Mon-Sat 8:00am-5:00pm Sun 9:00am-5:00pm	5.Beauty/Barber Shop 671-564-3110/3131	7.NEX Mini-Mart/Gas Station 671-565-0764/0765 Open 24hrs
3.NEX Car Wash	8.NEX Laundromat Open 24hrs	
9.Orote Commissary Naval Base Bldg. 275 Camp Bright Street Santa Rita, GU 96915 Daily 10:00am-7:00pm (closed Tuesdays)		

### Other Navy Exchange Locations

Polaris Point NEX Mini-Mart 671-343-5250 Mon-Fri 6:30am-5:30pm Sat 7:30-12:30, Closed Sun	Apra View NEX Mini-Mart 671-565-3231 Mon-Sun 9:00am-9:00pm
US Naval Hospital NEX Mini-Mart 671-472-5541 NEX Package Store 671-472-5542 NEX Gas Station 671-344-9504 Mon-Sun 7:00am-9:00pm NEX Gift Shop (inside USNH) 671-344-9467 Mon-Fri 8:00am-5:00pm	NCTS NEX Mini Mart 671-355-3040 NEX Mini Mart 671-355-4133 Mon-Sat 9:30am-8:00pm Sun 9:30am-6:00pm



## COMMUNITY

- 01 Boller Vet • 333-3225 • Bldg. 104
- 02 CPO 365 Training Center
- 03 Camp Covington • 339-4127/5012
- 04 Chapel • 339-2126 • Bldg. 1984
- 05 Child Development Center • 564-1844 • Bldg. 1983-A
- 06 Dog Park
- 07 Dental Clinic • 339-3175 • Bldg. 1
- 08 Fire Department • 339-3474 • Bldg. 1575
- 09 Headquarters • Bldg. 3190
- 10 Housing • 333-2081/2 • Bldg. 1657A
- 11 Housing Self Help • 339-5246 • Bldg. 365B5
- 12 Fleet and Family Support Center • 333-2056 • Bldg. 106
- 13 Legal (RLSO) • 333-2061/2 • Bldg. 1-A
- 14 McCool School • 339-5347 • Bldg. 100
- 15 Medical Clinic • 339-7118 • Barracks 6
- 16 Navy College • 339-8291 • Bldg. 1A
- 17 Navy Marine Corps Relief Society / Thrift Shop • 564-1880 • Bldg. 39
- 10 PSD / ID Cards • 339-8301 • Bldg. 3191
- 16 Post Office • 339-3292 • Barracks 4
- 18 School Age Care • 339-6130 • Bldg. 1982-B
- 05 School Liaison • 339-5238 • Bldg. 1983-B
- 19 US Coast Guard • 564-8724 • Bldg. 308
- 20 Vehicle Processing Center (VPC) • 339-2205 • Bldg. 3179
- 13 Vita Tax Center • 333-2061/2
- 21 Visitor Control Center • 339-5208 • Bldg. 1657B
- 22 Youth & Teen Center • 564-1844 • Bldg. FH-01

## DINING

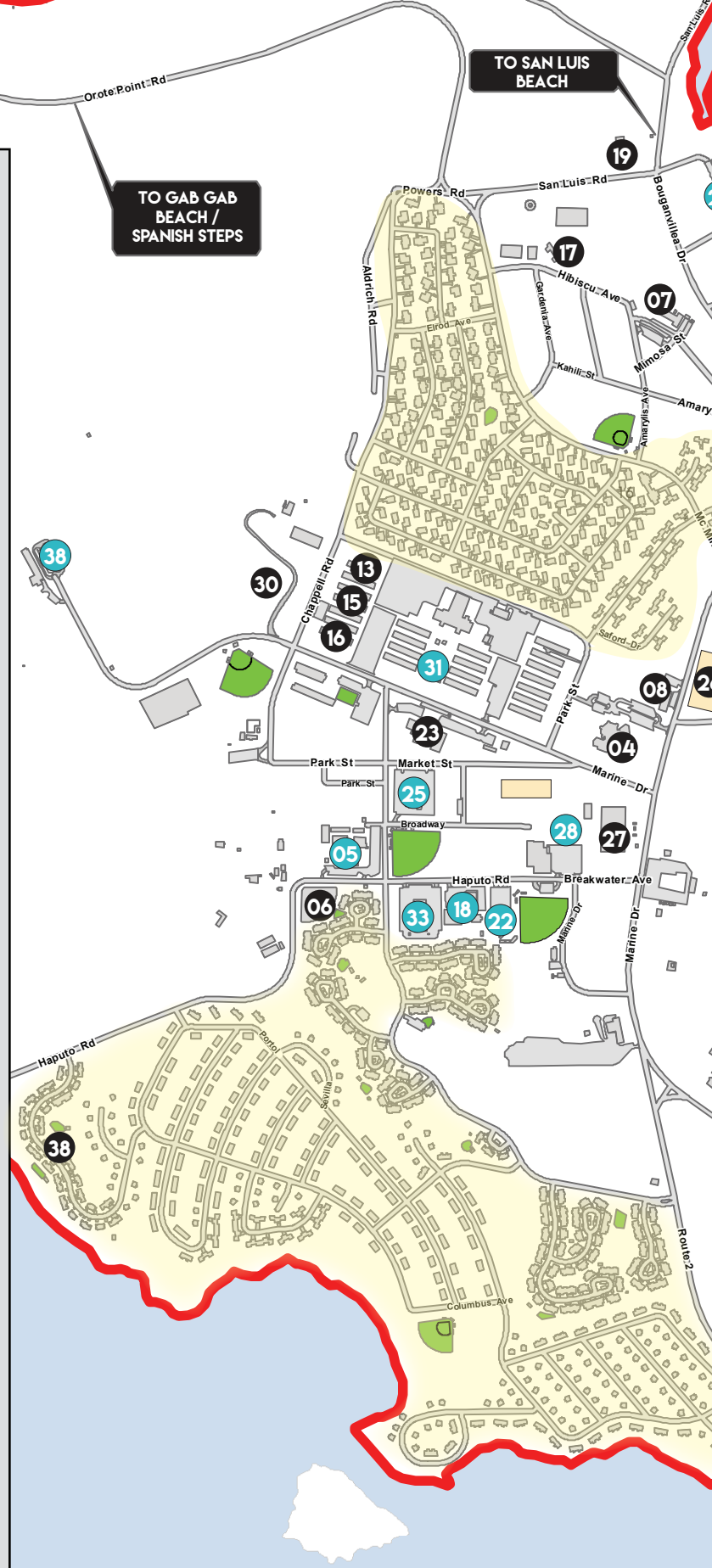
- 23 Bama's BBQ & Grille • 564-1833 • Bldg. 75
- 23 C-Street • 339-5553 • Bldg. 75
- 24 Del Taco • 564-5124/5 • NEX
- 24 Dominos Pizza • 564-3030 • NEX
- 24 Hot Stuff Pizza • 564-1000 • Bldg. 600
- 25 Mean Gene's Burgers • 564-1000 • Bldg. 600
- 23 Molly McGee's Irish Pub • 564-1834 • Bldg. 75
- 24 OKI Sushi • 564-1133 • NEX
- 24 Old Town Chinese • 564-2388 • NEX
- 24 Popeyes • 564-5124/5 • NEX
- 26 Subway • 564-2557 • NEX Mini-Mart
- 24 Subway • 564-5500 • NEX

## RECREATION

- 22 Auto Hobby • 564-1827 • Bldg. 1982A
- 27 Blue Jacket Field
- 28 Captain's Cup and Intramural Sports • 333-2249 • Bldg. 1980
- 28 Charles King Fitness Center & Pool • 333-2049 • Bldg. 1980
- 28 Community Recreation Information, Tickets, & Travel Office  
989-2301 • Bldg. 1980
- 29 Community Recreation Outdoor Recreation • 564-1826 • Bldg. 1986
- 30 Driving Range
- 31 Liberty Center • 564-2280 • Bldg. SB1
- 31 Library • 564-1836 • Bldg. SB1
- 32 MDA Dive Shop • 564-6321 • NEX Home Center
- 25 Orote Point Lanes • 564-1828 • Bldg. 600
- 29 Sumay Cove Marina • 564-1846 • Bldg. 1985
- 33 The Big Screen Theater • 564-1830 • Bldg. 1981
- 34 War in the Pacific National Historic Park • 333-4050

## SHOPPING / OTHER

- 13 Bank of Guam • 564-2937/8 • Barracks 2
- 35 Commissary • 339-5177/3 • Bldg. 275
- 36 Navy Federal • 888-842-6328 • Bldg. 1657 C
- 37 National Rent-A-Car • 564-1870 • Bldg. 257
- 38 Navy Gateway Inns & Suites • 339-5259 • Bldg. 2000
- 24 NEX Barber Shop • 564-3131 • Bldg. 258
- 24 NEX Beauty • 564-3110 • Bldg. 258
- 37 NEX Car Care Center • 564-0660 • Bldg. 257
- 39 NEX Furniture Store • 564-3205/6 • Bldg. 256
- 32 NEX Home Center • 564-3211/12 • Bldg. 256
- 40 NEX Laundromat
- 24 NEX Main Store • 564-3178 • Bldg. 258
- 26 NEX Mini-Mart / Gas Station • 565-0764
- 41 NEX New Car Sales • 564-2850 • Bldg. 258A

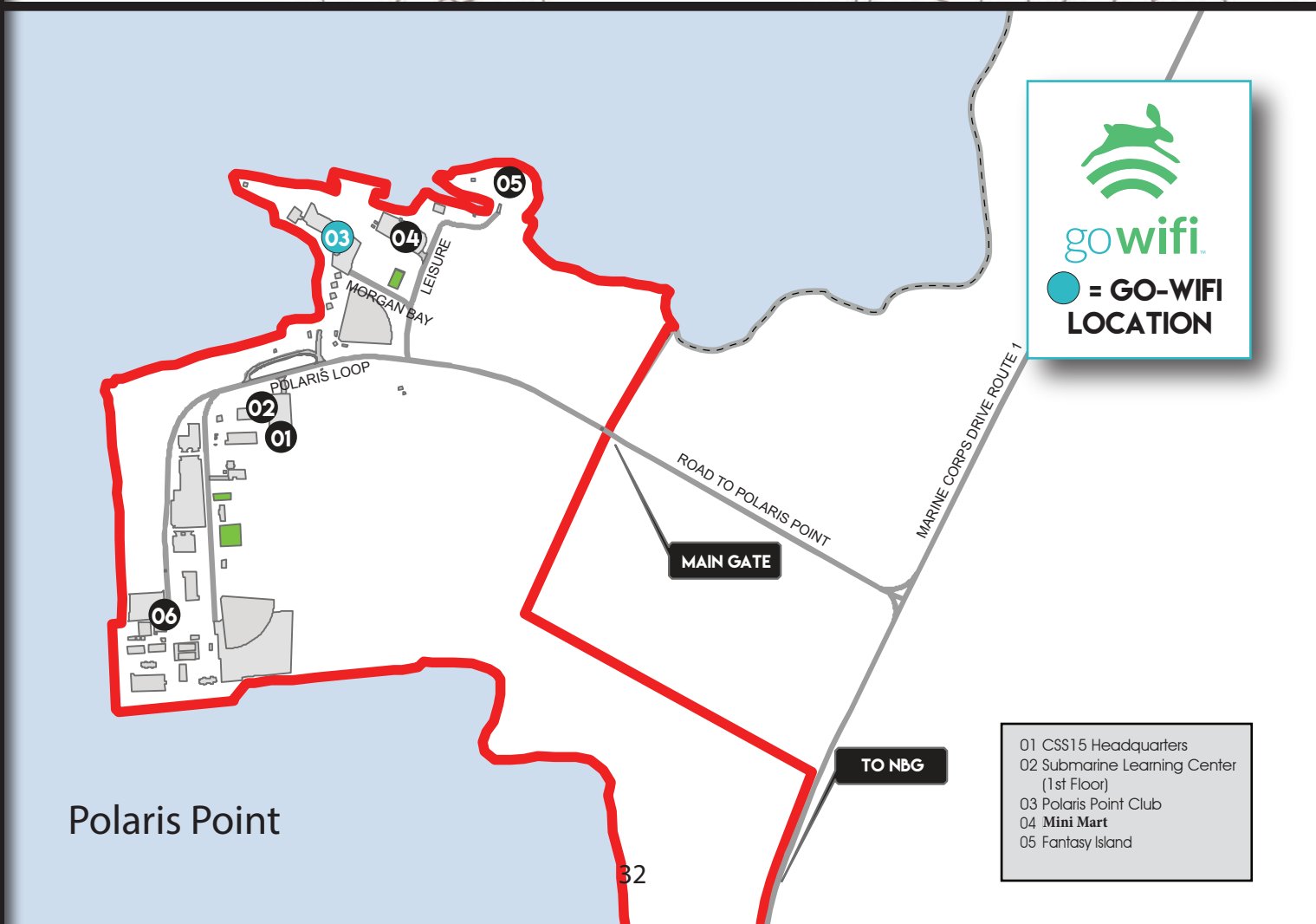
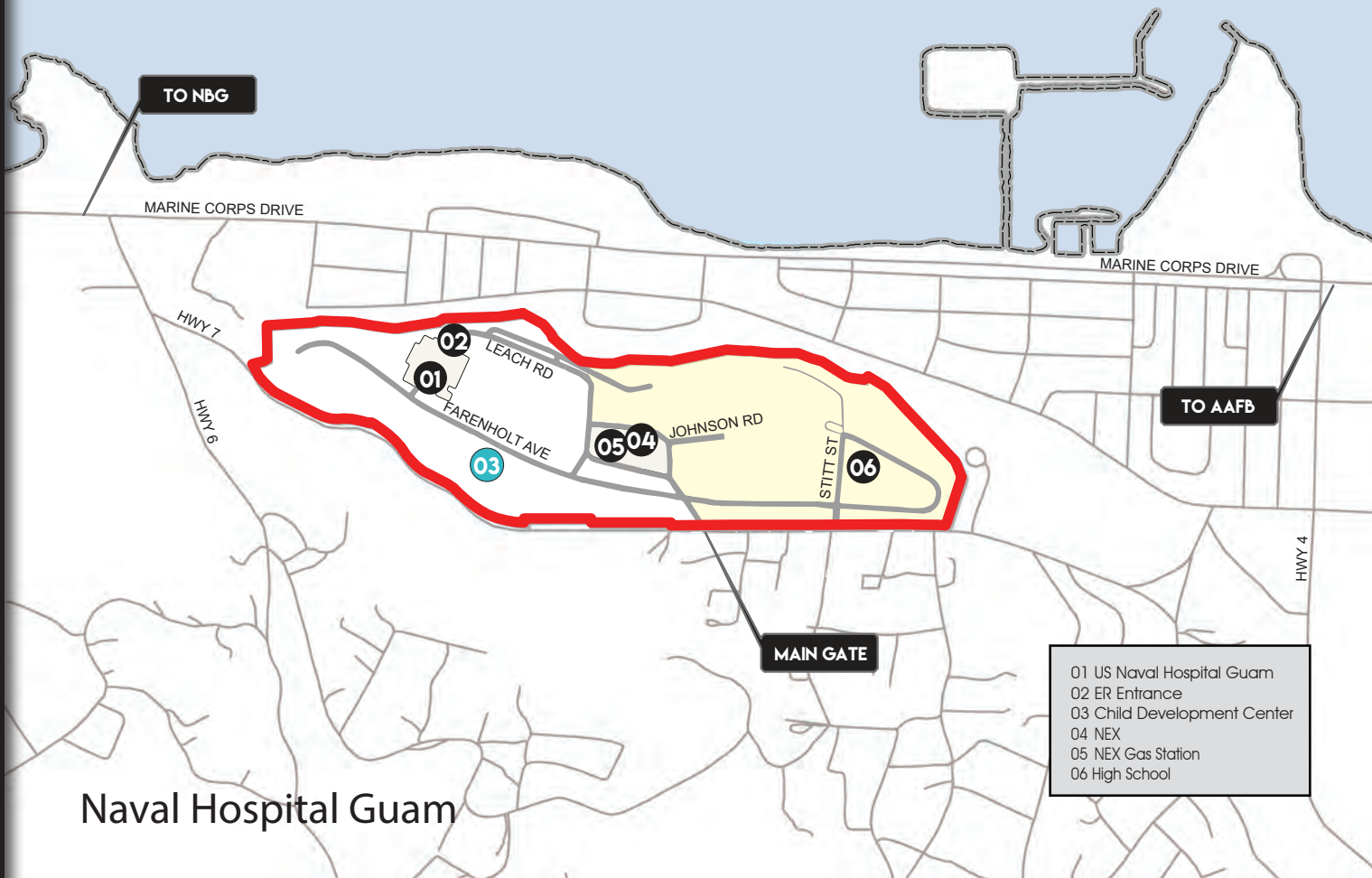




goWiFi

● = GO-WIFI LOCATION





**go wifi**

● = GO-WIFI LOCATION

**COMMUNITY**

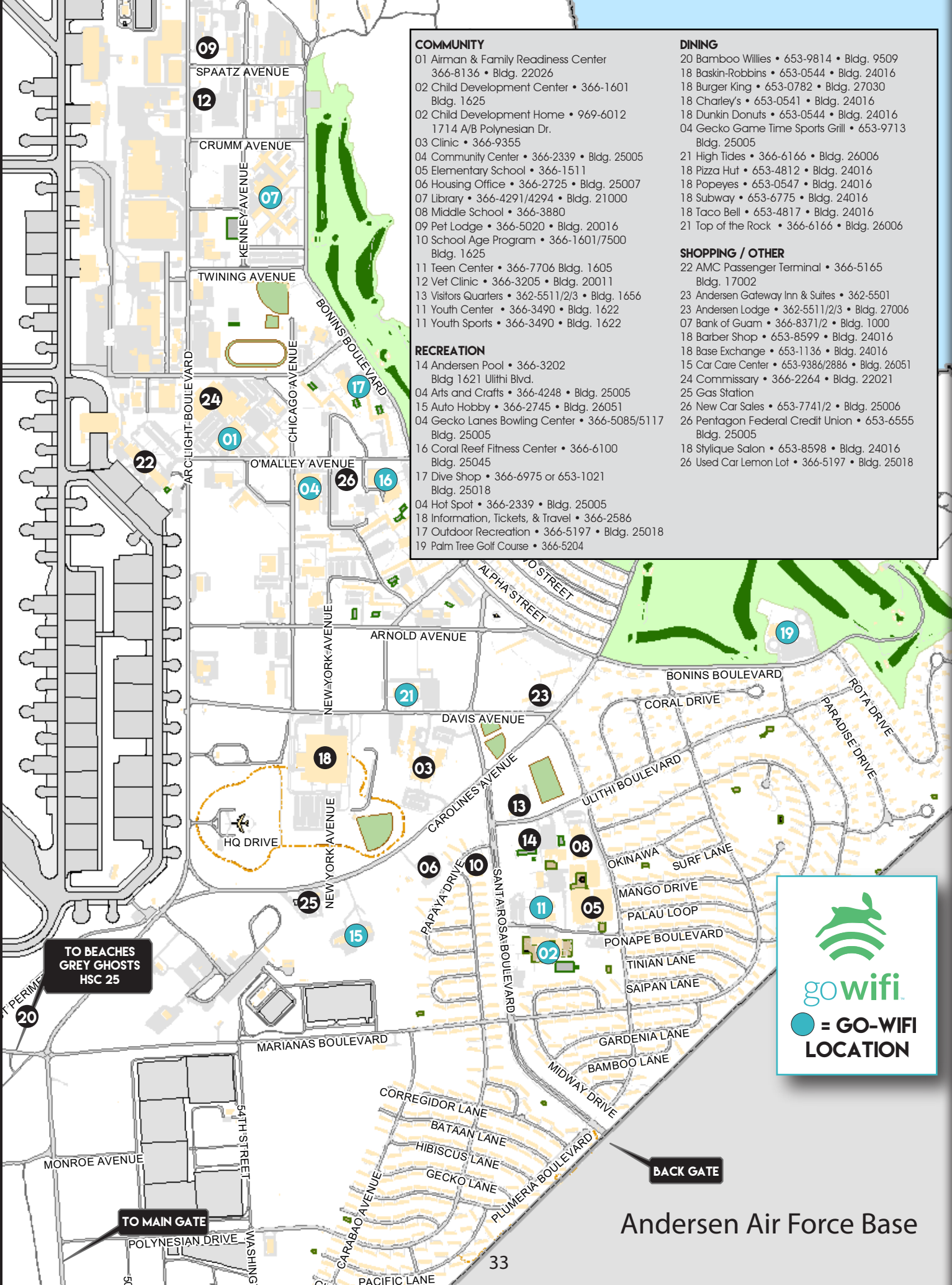
- 01 Airman & Family Readiness Center  
366-8136 • Bldg. 22026
- 02 Child Development Center • 366-1601  
Bldg. 1625
- 02 Child Development Home • 969-6012  
1714 A/B Polynesian Dr.
- 03 Clinic • 366-9355
- 04 Community Center • 366-2339 • Bldg. 25005
- 05 Elementary School • 366-1511
- 06 Housing Office • 366-2725 • Bldg. 25007
- 07 Library • 366-4291/4294 • Bldg. 21000
- 08 Middle School • 366-3880
- 09 Pet Lodge • 366-5020 • Bldg. 20016
- 10 School Age Program • 366-1601/7500  
Bldg. 1625
- 11 Teen Center • 366-7706 Bldg. 1605
- 12 Vet Clinic • 366-3205 • Bldg. 20011
- 13 Visitors Quarters • 362-5511/2/3 • Bldg. 1656
- 11 Youth Center • 366-3490 • Bldg. 1622
- 11 Youth Sports • 366-3490 • Bldg. 1622
- RECREATION**
- 14 Andersen Pool • 366-3202  
Bldg 1621 Ulithi Blvd.
- 04 Arts and Crafts • 366-4248 • Bldg. 25005
- 15 Auto Hobby • 366-2745 • Bldg. 26051
- 04 Gecko Lanes Bowling Center • 366-5085/5117  
Bldg. 25005
- 16 Coral Reef Fitness Center • 366-6100  
Bldg. 25045
- 17 Dive Shop • 366-6975 or 653-1021  
Bldg. 25018
- 04 Hot Spot • 366-2339 • Bldg. 25005
- 18 Information, Tickets, & Travel • 366-2586
- 17 Outdoor Recreation • 366-5197 • Bldg. 25018
- 19 Palm Tree Golf Course • 366-5204

**DINING**

- 20 Bamboo Willies • 653-9814 • Bldg. 9509
- 18 Baskin-Robbins • 653-0544 • Bldg. 24016
- 18 Burger King • 653-0782 • Bldg. 27030
- 18 Charley's • 653-0541 • Bldg. 24016
- 18 Dunkin Donuts • 653-0544 • Bldg. 24016
- 04 Gecko Game Time Sports Grill • 653-9713  
Bldg. 25005
- 21 High Tides • 366-6166 • Bldg. 26006
- 18 Pizza Hut • 653-4812 • Bldg. 24016
- 18 Popeyes • 653-0547 • Bldg. 24016
- 18 Subway • 653-6775 • Bldg. 24016
- 18 Taco Bell • 653-4817 • Bldg. 24016
- 21 Top of the Rock • 366-6166 • Bldg. 26006

**SHOPPING / OTHER**

- 22 AMC Passenger Terminal • 366-5165  
Bldg. 17002
- 23 Andersen Gateway Inn & Suites • 362-5501
- 23 Andersen Lodge • 362-5511/2/3 • Bldg. 27006
- 07 Bank of Guam • 366-8371/2 • Bldg. 1000
- 18 Barber Shop • 653-8599 • Bldg. 24016
- 18 Base Exchange • 653-1136 • Bldg. 24016
- 15 Car Care Center • 653-9386/2886 • Bldg. 26051
- 24 Commissary • 366-2264 • Bldg. 22021
- 25 Gas Station
- 26 New Car Sales • 653-7741/2 • Bldg. 25006
- 26 Pentagon Federal Credit Union • 653-6555  
Bldg. 25005
- 18 Stylique Salon • 653-8598 • Bldg. 24016
- 26 Used Car Lemon Lot • 366-5197 • Bldg. 25018



TO BEACHES  
GREY GHOSTS  
HSC 25

TO MAIN GATE



go wifi




● = GO-WIFI  
LOCATION

BACK GATE

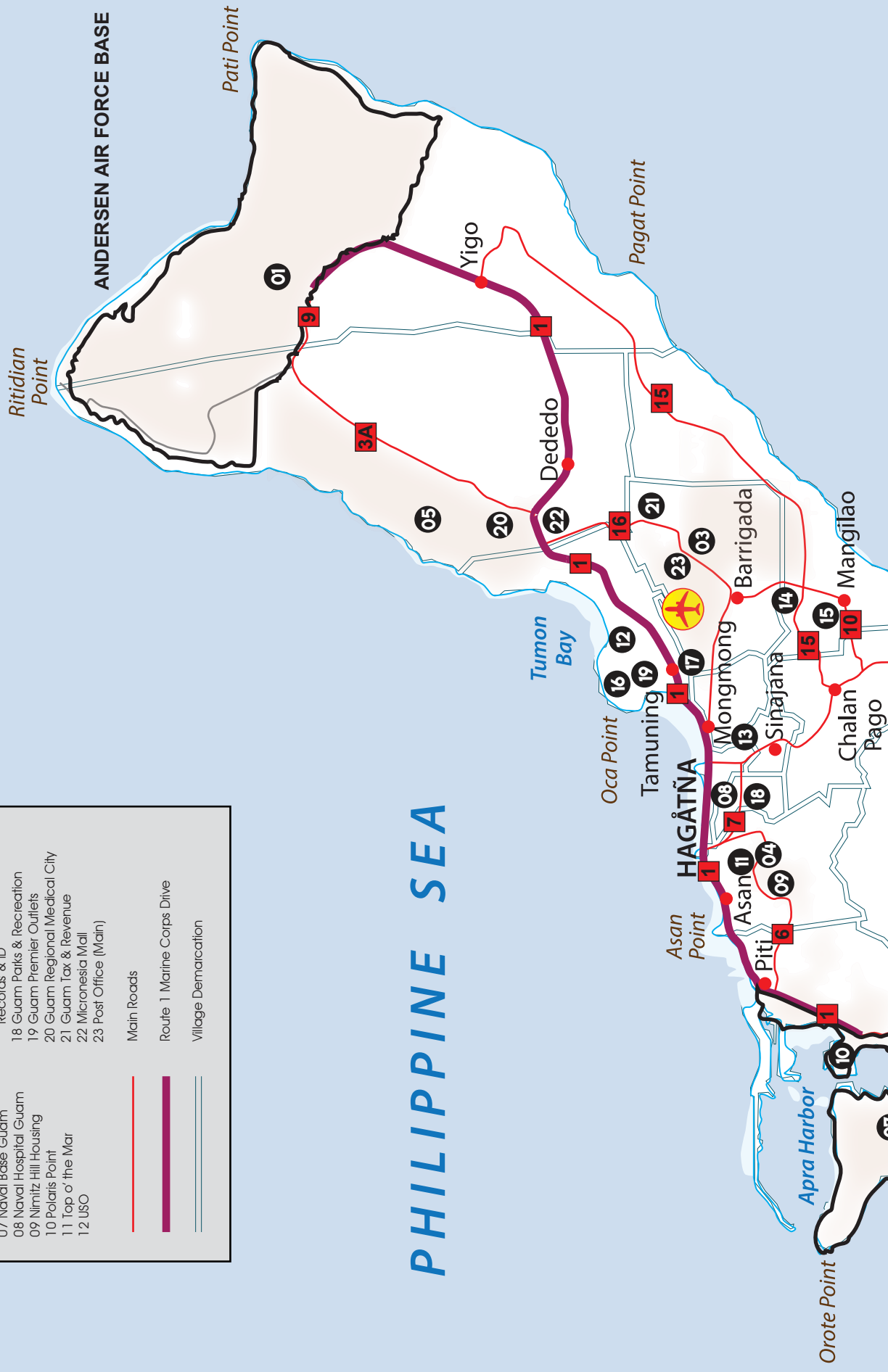
Andersen Air Force Base

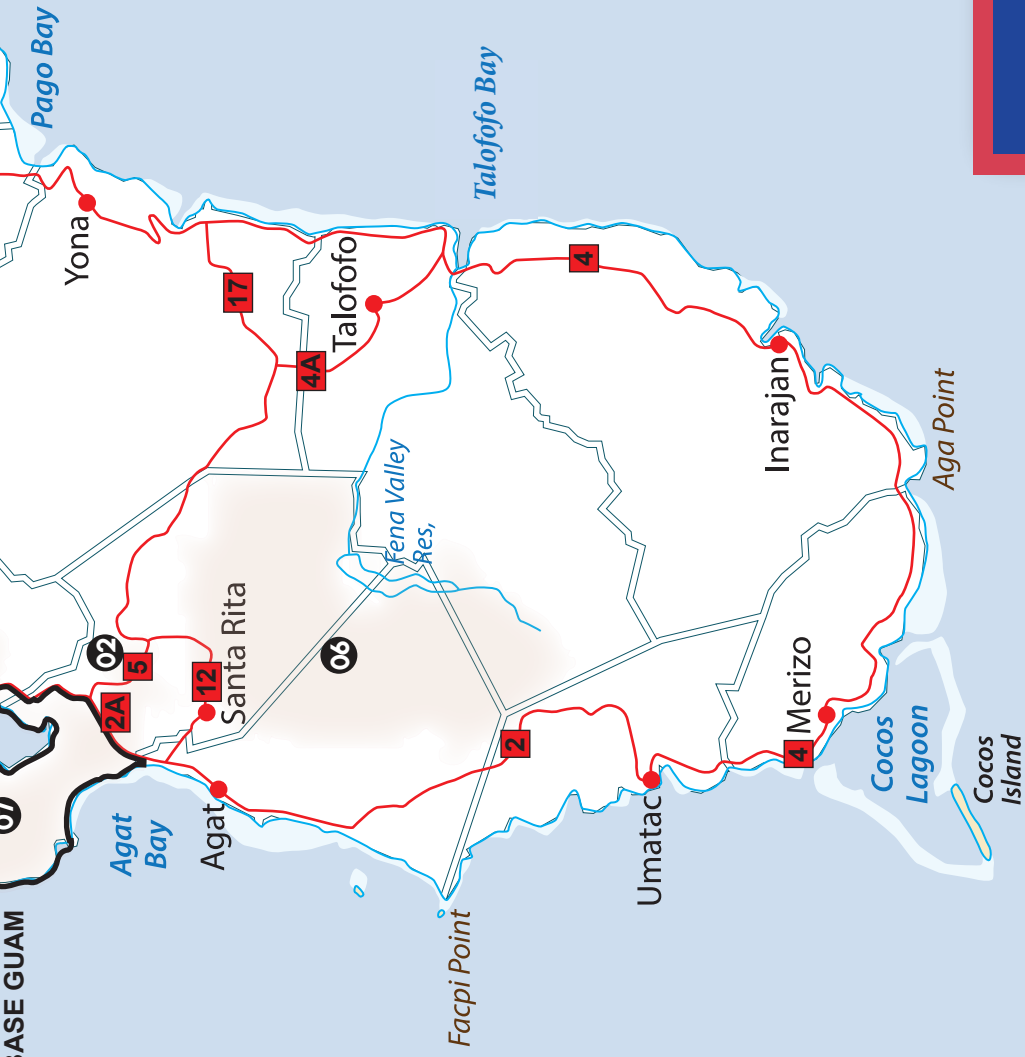
MILITARY	GOVERNMENT GUAM / CIVILIAN
01 Andersen Air Force Base	13 Agaña Shopping Center
02 Apra View Housing	14 Guam Department of Agriculture
03 Guam National Guard	15 Guam Department of Public Health and Social Services
04 Joint Region Marianas	16 Guam Memorial Hospital
05 NCTS	17 Guam Police Department Records & ID
06 NAVMAG	18 Guam Parks & Recreation
07 Naval Base Guam	19 Guam Premier Outlets
08 Naval Hospital Guam	20 Guam Regional Medical City
09 Nimitz Hill Housing	21 Guam Tax & Revenue
10 Polaris Point	22 Micronesia Mall
11 Top o' the Mar	23 Post Office (Main)
12 USO	

	Main Roads
	Route 1 Marine Corps Drive
	Village Demarcation

# PHILIPPINE SEA





# NORTH PACIFIC OCEAN



# Territory of Guam



Navy, Center for Language, Regional Expertise and Culture (CLREC)



## Cultural History

In 1521, Portuguese explorer Ferdinand Magellan was the first European explorer to discover Guam. The Spanish arrived in 1565 and claimed the island as one of their colonies and began converting the local inhabitants (Chamorros) to Roman Catholicism. By the early 18th century, the population fell from approximately 30,000 to less than 4,000 due a conflict with the Spanish and an outbreak of smallpox. The 1898 Treaty of Paris ceded Spanish control of Guam to the United States.

Following the attack on Pearl Harbor, the Japanese invaded Guam and remained until being liberated by American forces in 1944. In 1950, the U.S. House of Representatives passed Guam's Organic Act which made Guam an unincorporated territory of the United States and resulted in the formation of a civilian government and U.S. citizenship for Guamanians.

In 1962, President Kennedy opened Guam for increased investment and tourism by removing security controls required by the Navy. To varying degrees of intensity during the island's 400 years of subjugation, Chamorros desired political change whether it result in a commonwealth, independence, statehood, or free association. To date, Guam remains an unincorporated U.S. territory and its ties to the U.S remain strong even though many still desire political change. The local economy relies heavily on U.S. military presence and tourism from East Asia.

## Cultural Values

- Values are based on *Geffao* (generosity) and *inafa' maolek* (reciprocity, respect and family).
- The focus is on the community, rather than the individual; most Guamanians value interdependence over independence.
- The Chamorro (38%), Filipino (26%) and mixed (10%) people have a strong Spanish heritage due to the influence of colonization. Guamanians are also heavily influenced by Koreans, Japanese, and people from Oceania, Micronesia, and Polynesia.
- A typical household is made up of the nuclear family, defined as parents and their children, plus possibly the grandparents. The extended family includes aunts, uncles, cousins, and godparents.
- Families in Guam tend to share resources and money.
- Within a household, the women raise the children, assign work to family members, take care of finances, and plan for the family's future.
- Fathers are considered the head of the household despite the mother's significant family responsibilities.
- Elderly family members are respected and cared for by their family, which is normally a daughter. Adult children remain at home until they marry, and may continue to live at home after marriage.

## Meeting / Greeting



- An overwhelming majority of the people on Guam speak English and have travelled to the Continental United States.
- Guam is extremely diverse; if you are unsure of a person's nationality use either English or Chamorro.
- The normal Chamorro greeting is "Hafa Adai" followed by shaking right hands and using the left hand to lightly grab the other person's upper forearm.
- Chamorros tend to be comfortable with less personal space than Mainland Americans.
- A member of the Chamorro group may greet an elderly person by kissing and smelling the right hand (nginge'). This pre-colonial practice is a way of taking in the essence of one's spirit.
- It is normal on Guam to invite strangers to Fiestas. If you are passing a tent at the beach and someone aggressively invites you to a meal do not be offended or feel threatened, it is normal.
- A slight upward movement of the head is used when recognizing a friend.

## Nonverbal Gestures

- Chamorros are sensitive to nonverbal gestures and have terms with no-English equivalent. For example, the phrase "Aten Baba" is used describe the act of looking at someone as a slave or servant, so be careful to avoid giving that impression. Remain kind, courteous and respectful. Do NOT be impatient, over-bearing or disrespectful.
- To point at something, Guamanians use their nose, lips, or chin, not the index finger.
- Filipinos will get someone's attention by making the "Pss!" sound loudly; do not take offense.

## Establishing Relations

- Take the time to meet and get to know the people of Guam. One may establish relations with Guamanians by joining a local church, a fraternal organization, a sports club, or by participating in community events.
- The Chamorro and Filipino people have strong family ties and enjoy socializing. If you are new to the community, one way to establish relations is by inviting your neighbors over for dinner or drinks. Socializing with neighbors is a positive step in establishing long term relationships.





Commanding Officer • Submarine Squadron 15 • PSC 455 Box 162 • FPO AP 96540-1162